

City of Casper, Wyoming
All Funds Budget Comparison
For Fiscal Year 2024 as of July 31, 2023
8.33 % OF THE FISCAL YEAR HAS ELAPSED

The monthly financial statements reported this month are not inclusive of all year end entries. The amounts reported this month are subject to change as we finanlize the prior fiscal year and complete the audit.

Fund	REVENUES		EXPENDITURES		Anticipated Year-End Net Income (Shortfall)
	Revised Budget	Year To Date	Revised Budget	Year To Date	
General Fund	\$ 53,371,132	\$ 1,180,382	\$ 53,343,428	\$ 2,416,853	\$ 27,704
Opportunities Fund	7,988	-	5,725,503	-	(5,717,515)
Perpetual Care Fund	706,055	56,898	2,844,157	17,640	(2,138,102)
Debt Service Fund	71,781	5,549	368,320	-	(296,539)
Metro Animal Fund	1,452,783	58,771	1,595,035	69,895	(142,252)
River Fund	45,000	35,000	68,000	-	(23,000)
CARES Act Funding			12,224,514	-	(12,224,514)
Weed & Pest Fund	928,331	11,642	856,882	40,896	71,449
Special Fire Assistance Fund	-	88,850	-	88,850	-
Revolving Land Fund	20,777	1,328	45,849	-	(25,072)
Police Grants Fund	113,751	-	113,751	4,284	-
Public Transit Fund	2,674,249	84,805	2,674,249	84,805	-
Metropolitan Planning	962,608	71,781	962,608	17,431	-
Public Safety Communications	3,285,090	281,521	3,164,764	278,825	120,326
Direct Distribution	7,212,537	-	3,240,969	154,444	3,971,568
Redevelopment Loan Fund	59,888	58,264	59,888	58,264	-
Capital Projects Fund	21,198,100	17,640	28,591,811	22,147	(7,393,711)
Capital - One Cent 17	18,997,833	-	4,546,939	134,324	14,450,894
Water Distribution Fund	15,899,416	936,808	18,364,666	655,838	(2,465,250)
Water Treatment Plant Ops Fund	4,344,283	160,645	4,344,283	190,812	-
Sewer Fund	8,135,987	333,676	8,576,207	75,159	(440,220)
Wastewater Treatment Plant	9,837,592	600,761	9,357,673	210,118	479,919
Refuse Collection Fund	10,705,028	360,831	10,389,466	463,240	315,562
Balefill Fund	7,372,928	543,761	9,576,789	385,787	(2,203,861)
Aquatics Fund	1,181,166	124,251	1,181,166	82,529	-
Golf Course Fund	1,114,000	207,790	1,058,352	51,869	55,648
Ice Arena Fund	677,177	32,567	677,177	32,567	-
Recreation Center Fund	1,039,429	67,396	1,039,429	67,396	-
Hogadon Fund	1,043,219	42,161	1,043,219	42,161	-
Ford Wyoming Center Fund	1,098,544	78,188	1,098,544	19,723	-
Parking Fund	17,963	1,386	69,700	4,794	(51,737)
Sports and Athletics	1,102,213	47,465	1,102,213	47,465	-
Fleet Maintenance Fund	4,028,818	186,139	4,028,818	81,434	-
Buildings and Structures Fund	1,581,070	124,870	1,581,070	72,788	-
Health Insurance Fund	79,827	6,192	442,355	-	(362,528)
Property Insurance Fund	3,345,053	468,822	3,159,104	1,899,845	185,949
Total	\$ 183,711,616	\$ 6,276,141	\$ 197,516,898	\$ 7,772,182	\$ (13,805,282)

City of Casper, Wyoming
All Funds Statement of Revenues
For Fiscal Year 2024 as of July 31, 2023
8.33 % OF THE FISCAL YEAR HAS ELAPSED

The monthly financial statements reported this month are not inclusive of all year end entries. The amounts reported this month are subject to change as we finanlize the prior fiscal year and complete the audit.

Fund	Adopted Budget	Changes and Amendments	Revised Budget	Current Year To Date	Current Year % of Budget
General Fund	\$ 53,371,132	\$ -	\$ 53,371,132	\$ 1,180,382	2%
Opportunities Fund	7,988	-	7,988	-	0%
Perpetual Care Fund	706,055	-	706,055	56,898	8%
Debt Service Fund	71,781	-	71,781	5,549	8%
Metro Animal Fund	1,452,783	-	1,452,783	58,771	4%
River Fund	45,000	-	45,000	35,000	78%
CARES Act Funding		-			
Weed & Pest Fund	928,331	-	928,331	11,642	1%
Special Fire Assistance Fund	-	-	-	88,850	
Revolving Land Fund	20,777	-	20,777	1,328	6%
Police Grants Fund	113,751	-	113,751	-	0%
Public Transit Fund	2,674,249	-	2,674,249	84,805	3%
Metropolitan Planning	962,608	-	962,608	71,781	7%
Public Safety Communications	3,285,090	-	3,285,090	281,521	9%
Direct Distribution	7,212,537	-	7,212,537	-	0%
Redevelopment Loan Fund	59,888	-	59,888	58,264	97%
Capital Projects Fund	21,198,100	-	21,198,100	17,640	0%
Capital - One Cent 17	18,997,833	-	18,997,833	-	0%
Water Distribution Fund	15,899,416	-	15,899,416	936,808	6%
Water Treatment Plant Ops Fund	4,344,283	-	4,344,283	160,645	4%
Sewer Fund	8,135,987	-	8,135,987	333,676	4%
Wastewater Treatment Plant	9,837,592	-	9,837,592	600,761	6%
Refuse Collection Fund	10,705,028	-	10,705,028	360,831	3%
Balefill Fund	7,372,928	-	7,372,928	543,761	7%
Aquatics Fund	1,181,166	-	1,181,166	124,251	11%
Golf Course Fund	1,114,000	-	1,114,000	207,790	19%
Ice Arena Fund	677,177	-	677,177	32,567	5%
Recreation Center Fund	1,039,429	-	1,039,429	67,396	6%
Hogadon Fund	1,043,219	-	1,043,219	42,161	4%
Ford Wyoming Center Fund	1,098,544	-	1,098,544	78,188	7%
Parking Fund	17,963	-	17,963	1,386	8%
Sports and Athletics	1,102,213	-	1,102,213	47,465	4%
Fleet Maintenance Fund	4,028,818	-	4,028,818	186,139	5%
Buildings and Structures Fund	1,581,070	-	1,581,070	124,870	8%
Health Insurance Fund	79,827	-	79,827	6,192	8%
Property Insurance Fund	3,345,053	-	3,345,053	468,822	14%
Total	\$ 183,711,616	\$ -	\$ 183,711,616	\$ 6,276,141	3%

City of Casper, Wyoming
All Funds Statement of Expenditures
For Fiscal Year 2024 as of July 31, 2023
8.33 % OF THE FISCAL YEAR HAS ELAPSED

The monthly financial statements reported this month are not inclusive of all year end entries. The amounts reported this month are subject to change as we finanlize the prior fiscal year and complete the audit.

Fund	Adopted Budget	Carry-over Encumbrances and Amendments	Current Year Budget	Current Year To Date	Current Year % of Budget
General Fund	\$ 53,343,428	\$ -	\$ 53,343,428	\$ 2,416,853	5%
Opportunities Fund	5,725,503	-	5,725,503	-	0%
Perpetual Care Fund	2,844,157	-	2,844,157	17,640	1%
Debt Service Fund	368,320	-	368,320	-	0%
Metro Animal Fund	1,595,035	-	1,595,035	69,895	4%
River Fund	68,000	-	68,000	-	0%
CARES Act Funding	12,224,514	-	12,224,514	-	0%
Weed & Pest Fund	856,882	-	856,882	40,896	5%
Special Fire Assistance Fund	-	-	-	88,850	
Revolving Land Fund	45,849	-	45,849	-	0%
Police Grants Fund	113,751	-	113,751	4,284	4%
Public Transit Fund	2,674,249	-	2,674,249	84,805	3%
Metropolitan Planning	962,608	-	962,608	17,431	2%
Public Safety Communications	3,164,764	-	3,164,764	278,825	9%
Direct Distribution	3,240,969	-	3,240,969	154,444	5%
Redevelopment Loan Fund	59,888	-	59,888	58,264	97%
Capital Projects Fund	28,591,811	-	28,591,811	22,147	0%
Capital - One Cent 17	4,546,939	-	4,546,939	134,324	3%
Water Distribution Fund	18,364,666	-	18,364,666	655,838	4%
Water Treatment Plant Ops Fund	4,344,283	-	4,344,283	190,812	4%
Sewer Fund	8,576,207	-	8,576,207	75,159	1%
Wastewater Treatment Plant	9,357,673	-	9,357,673	210,118	2%
Refuse Collection Fund	10,389,466	-	10,389,466	463,240	4%
Balefill Fund	9,576,789	-	9,576,789	385,787	4%
Aquatics Fund	1,181,166	-	1,181,166	82,529	7%
Golf Course Fund	1,058,352	-	1,058,352	51,869	5%
Ice Arena Fund	677,177	-	677,177	32,567	5%
Recreation Center Fund	1,039,429	-	1,039,429	67,396	6%
Hogadon Fund	1,043,219	-	1,043,219	42,161	4%
Ford Wyoming Center Fund	1,098,544	-	1,098,544	19,723	2%
Parking Fund	69,700	-	69,700	4,794	7%
Sports and Athletics	1,102,213	-	1,102,213	47,465	4%
Fleet Maintenance Fund	4,028,818	-	4,028,818	81,434	2%
Buildings and Structures Fund	1,581,070	-	1,581,070	72,788	5%
Health Insurance Fund	442,355	-	442,355	-	0%
Property Insurance Fund	3,159,104	-	3,159,104	1,899,845	60%
Total	\$ 197,516,898	\$ -	\$ 197,516,898	\$ 7,772,182	4%

City of Casper, Wyoming
Summary of Cash, Investments, Other Monetary Assets and Working Capital
For Fiscal Year 2024 as of July 31, 2023
8.33 % OF THE FISCAL YEAR HAS ELAPSED

The monthly financial statements reported this month are not inclusive of all year end entries. The amounts reported this month are subject to change as we finanlize the prior fiscal year and complete the audit.

<u>Cash and Investments</u>	<u>Working Capital</u>
-----------------------------	------------------------

	Cash	Investments	Market Adjustments	Total	Current Assets	Current Liabilities	Total
General Fund	\$ 3,618,583	\$ 22,688,772	\$ (2,397,276)	\$ 23,910,079	\$ 2,226,355	\$ (4,469,064)	\$ 21,667,370
Capital Projects Funds							
Opportunities Fund	45,179	13,837,511	-	13,882,689	-	-	13,882,689
Capital Projects Fund	570,832	30,588,704	-	31,159,537	45,083	(575,799)	30,628,821
Capital - One Cent 17	333,706	6,850,039		7,183,745	-	-	7,183,745
Trust & Agency Funds							
Perpetual Care Fund	185,774	30,273,254	(823,992)	29,635,035	-	-	29,635,035
Metro Animal Fund	100,768	867,810	(23,621)	944,957	25,355	(65,893)	904,419
River Fund	200,504	2,527,681		2,728,185	-	(245,668)	2,482,517
CARES Act Funding	62,664	12,157,707	-	12,220,371		(1,115,446)	11,104,924
Public Safety Communications	798,714			798,714	200,728	(210,914)	788,527
Health Insurance Fund	23,998	3,240,148	(88,192)	3,175,954		(65,246)	3,110,708
Debt Service Funds	79,656	5,407,175	(147,179)	5,339,651	(14,292)	(116,164)	5,209,196
Special Revenue Funds							
Weed & Pest Fund	38,483	1,172,001	(31,901)	1,178,583	-	(11,635)	1,166,948
CDBG Program Fund	-			-		-	-
Special Fire Assistance Fund	11,537			11,537	98,541	(88,850)	21,228
Revolving Land Fund	123,094	705,735	(19,209)	809,620	-	-	809,620
Police Grants Fund	(109,330)			(109,330)	85,465	(3,897)	(27,763)
Public Transit Fund	(323,505)			(323,505)	588,820	(265,314)	-
Metropolitan Planning	104,418			104,418	329,878	(80,544)	353,752
Direct Distribution	(154,444)			(154,444)		(770)	(155,214)
Redevelopment Loan Fund	100,937			100,937	4,027	(4,254)	100,710
Utility Enterprise Funds							
Water Distribution Fund	458,120	23,162,550	(616,843)	23,003,826	1,688,159	(512,869)	24,179,116
Water Treatment Plant Ops Fund	(84,107)			(84,107)	249,803	(205,547)	(39,852)
Sewer Fund	198,071	8,686,641	(235,078)	8,649,633	681,811	(62,189)	9,269,255
Wastewater Treatment Plant	97,377	12,494,549	(340,083)	12,251,843	1,068,702	(647,678)	12,672,868
Refuse Collection Fund	(44,843)	4,246,398	(118,984)	4,082,571	755,069	(230,566)	4,607,073
Balefill Fund	131,387	7,922,545	(242,855)	7,811,077	412,519	(792,786)	7,430,810
Parks & Recreation Enterprise Funds							
Aquatics Fund	78,747			78,747		(37,025)	41,722
Golf Course Fund	753,944			753,944	90,399	(28,841)	815,501
Ice Arena Fund	521			521	8,508	(9,029)	-
Recreation Center Fund	133,252			133,252	2,186	(135,437)	-
Hogadon Fund	8,209			8,209	13,764	(21,974)	-
Ford Wyoming Center Fund	1,176,130			1,176,130	71,872	(1,117,797)	130,205
Sports and Athletics	(2,227)			(2,227)		2,227	-
Other Enterprise Funds - Parking	8,479	120,505	(3,280)	125,704	13,362	-	139,066
Internal Service Funds							
Fleet Maintenance Fund	241,201			241,201	156,613	(98,786)	299,028
Buildings and Structures Fund	607,536			607,536	2,136	(41,888)	567,784
Property Insurance Fund	818,358			818,358	27,034	(1,881,386)	(1,035,994)
	<u>\$ 10,391,720</u>	<u>\$ 186,949,724</u>	<u>\$ (5,088,494)</u>	<u>\$ 192,252,951</u>	<u>\$ 8,831,896</u>	<u>\$ (13,141,031)</u>	<u>\$ 187,943,816</u>

City of Casper, Wyoming
Summary of Cash and Investments
For Fiscal Year 2024 as of July 31, 2023
8.33 % OF THE FISCAL YEAR HAS ELAPSED

The monthly financial statements reported this month are not inclusive of all year end entries. The amounts reported this month are subject to change as we finanlize the prior fiscal year and complete the audit.

Bank Accounts

Petty Cash	\$	18,937
Petty Cash		2,030
Concentration		6,683,956
Expense Checking		(278,098)
Customer Refund		2,129
Court Bonds		265,892
Health Insurance		-
CEC Show Account		1,119,018
Police Evidence Account		83,537
Firehouse Redevelopment		-
Outgoing EFT		50,000

Total Cash	\$	7,947,401
-------------------	-----------	------------------

Investments

General Fund	\$	22,688,772
Opportunities Fund		13,837,511
Perpetual Care Fund		30,273,254
Debt Service Fund		5,407,175
Metro Animal Fund		867,810
River Fund		2,527,681
CARES Act Funding		12,157,707
Weed & Pest Fund		1,172,001
Revolving Land Fund		705,735
Capital Projects Fund		30,588,704
Capital - One Cent 17		6,850,039
Water Distribution Fund		23,162,550
Sewer Fund		8,686,641
Wastewater Treatment Plant		12,494,549
Refuse Collection Fund		4,246,398
Balefill Fund		7,922,545
Parking Fund		120,505
Health Insurance Fund		3,240,148

Total Investments	\$	186,949,724
--------------------------	-----------	--------------------

Other Assets

General Fund		
Notes/Loans Receivable	\$	130,110
Opportunities Fund		
Notes/Loans Receivable		273,772
Perpetual Care Fund		
Notes/Loans Receivable		316,765
Debt Service Fund		
Notes/Loans Receivable		(1,615)
Penalty Receivable		5,551
Principal Receivable		90,072
Redevelopment Loan Fund		
Notes/Loans Receivable		164,000
Capital Projects Fund		
Notes/Loans Receivable		84,236

Total Other Assets	\$	1,062,891
---------------------------	-----------	------------------

City of Casper, Wyoming
General Fund Balance Sheet
For Fiscal Year 2024 as of July 31, 2023
8.33 % OF THE FISCAL YEAR HAS ELAPSED

The monthly financial statements reported this month are not inclusive of all year end entries. The amounts reported this month are subject to change as we finanlize the prior fiscal year and complete the audit.

	<u>General Fund</u>
ASSETS	
Current Assets	
Cash	\$ 3,618,583
Investments	22,688,772
Market Adjustments	(2,397,276)
Inventory	87,568
Grants Receivable	-
Loans Receivable	130,110
Accounts Receivable	1,886,740
Prepaid Expenses	35,833
Lease Receivable - Short Term	216,213
Total Current Assets	<u>26,266,544</u>
Non-Current Assets	
Lease Receivable - Long Term	2,531,031
Total Assets	<u>\$ 28,797,574</u>
LIABILITIES	
Current Liabilities	
Accounts Payable	\$ 1,761,967
Accrued Wages and Benefits Payable	41,045
Deferred Revenue	67,048
Held in Trust - Court Accounts	2,599,004
Total Current Liabilities	<u>4,469,064</u>
Non-Current Liabilities	
Notes Payable	(30,271)
Funds Held in Trust	9,311
Total Non-Current Liabilities	<u>(20,960)</u>
Total Liabilities	<u>\$ 4,448,104</u>
DEFERRED INFLOWS OF RESOURCES	
Total Deferred Inflows Of Resources	<u>\$ 2,676,683</u>
NET POSITION	
Net Investment in Capital Assets	\$ 2,777,515
Unrestricted	18,895,272
Total Net Position	<u>\$ 21,672,787</u>

City of Casper, Wyoming
General Fund Revenue Expenditure Comparison
For Fiscal Year 2024 as of July 31, 2023
8.33 % OF THE FISCAL YEAR HAS ELAPSED

The monthly financial statements reported this month are not inclusive of all year end entries. The amounts reported this month are subject to change as we finanlize the prior fiscal year and complete the audit.

General Fund YTD Revenue and Expenditure Comparison



General Fund MTD Revenue and Expenditure Comparison



City of Casper, Wyoming
General Fund Statement of Expenditures
For Fiscal Year 2024 as of July 31, 2023
8.33 % OF THE FISCAL YEAR HAS ELAPSED

The monthly financial statements reported this month are not inclusive of all year end entries. The amounts reported this month are subject to change as we finanlize the prior fiscal year and complete the audit.

Organization	Revised Budget	Current Year To Date	Current Year % of Budget
General Fund Revenue	\$ 142,645	\$ 279	0%
General Fund Transfers Out	3,729,889	256,851	7%
City Council	239,772	4,104	2%
City Manager	1,043,717	46,335	4%
City Clerk	466,657	21,610	5%
Social Community Services	613,889	-	0%
Municipal Court	764,094	31,185	4%
City Attorney	828,090	34,547	4%
Human Resources	823,992	49,014	6%
City Hall	442,463	30,880	7%
Marathon Building	30,592	1,362	4%
Miller St. Dormitory	13,638	884	6%
City Center Building	47,177	2,648	6%
Ash Street Building	26,171	1,025	4%
Casper Business Center	259,845	10,982	4%
Information Services	2,141,087	74,262	3%
Finance	934,481	37,668	4%
Customer Service	1,005,600	31,902	3%
Engineering	1,093,510	44,691	4%
Streets	3,216,320	167,205	5%
Traffic Control	795,500	232	0%
Community Development	1,493,843	64,856	4%
Police Administration	17,647,375	697,198	4%
Police Career Services	469,000	35,078	7%
Police Investigations	37,798	6,363	17%
Fire-EMS Administration	11,430,307	565,093	5%
Fire-EMS Operations	619,634	35,667	6%
Fire-EMS Training	152,500	10,864	7%
Fire-EMS Prevent & Inspect	30,000	688	2%
Parks - Parks Maint.	1,725,183	104,642	6%
Parks - Urban Forestry	13,000	-	0%
Parks - Special Areas	144,500	2,098	1%
Cemetery	450,378	19,948	4%
Ft. Caspar Museum	470,781	26,693	6%
Total	\$ 53,343,428	\$ 2,416,853	5%

City of Casper, Wyoming
General Fund Statement of Revenues and Expenditures
For Fiscal Year 2024 as of July 31, 2023

8.33 % OF THE FISCAL YEAR HAS ELAPSED

The monthly financial statements reported this month are not inclusive of all year end entries. The amounts reported this month are subject to change as we finanlize the prior fiscal year and complete the audit.

	Revised Budget	Current Year To Date	Current Year % of Budget
Revenues:			
General Property Tax	\$ 6,235,890	\$ 93,273	1.50%
Licences and Permits	5,602,477	465,666	8.31%
Automobile Tax	1,700,000	-	0.00%
Cigarette Tax	230,000	-	0.00%
Gaming Revenue	1,724,039	-	0.00%
Gasoline Tax	1,290,627	-	0.00%
Intergovernmental User Charges	38,575	3,381	8.76%
Mineral Royalites Tax	2,075,000	-	0.00%
Municipal Share of State Sales	22,719,374	-	0.00%
Severance Tax	2,068,000	-	0.00%
Special Fuels Tax	594,698	-	0.00%
Goods and Svcs Rev	4,914,069	309,769	6.30%
Fines and Forfeits	1,285,000	108,793	8.47%
Misc Revenue	2,889,503	198,119	6.86%
Loan Receipts	1,328	1,381	104.02%
Transfers In	2,552	-	0.00%
Total Revenues	\$ 53,371,132	\$ 1,180,382	2.21%
	Revised Budget	Current Year To Date	Current Year % of Budget
Expenditures:			
Personnel Services	\$ 37,029,208	\$ 1,674,742	4.52%
Materials & Supplies	3,614,010	169,715	4.70%
Contractual Services	5,291,453	140,207	2.65%
Capital Outlay	-	61	
Transfers Out	3,729,889	256,851	6.89%
Other Costs	2,818,911	152,648	5.42%
Utility Expense	859,957	22,628	2.63%
Total Expenditures	\$ 53,343,428	\$ 2,416,853	4.53%
Net Revenue (Shortfall)	\$ 27,704	\$ (1,236,471)	-2.32%

City of Casper, Wyoming
General Fund Summary of Cash and Investments
For Fiscal Year 2024 as of July 31, 2023
8.33 % OF THE FISCAL YEAR HAS ELAPSED

The monthly financial statements reported this month are not inclusive of all year end entries. The amounts reported this month are subject to change as we finanlize the prior fiscal year and complete the audit.

Cash	\$	3,618,583
Investments		22,688,772
		<u>\$ 26,307,355</u>

City of Casper, Wyoming

General Fund Summary of Revenues and Expenditures

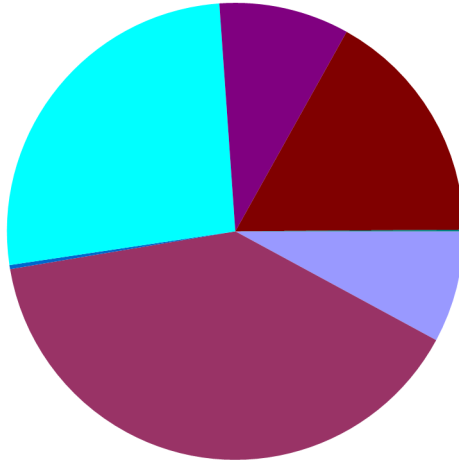
For Fiscal Year 2024 as of July 31, 2023

8.33 % OF THE FISCAL YEAR HAS ELAPSED

The monthly financial statements reported this month are not inclusive of all year end entries. The amounts reported this month are subject to change as we finanlize the prior fiscal year and complete the audit.

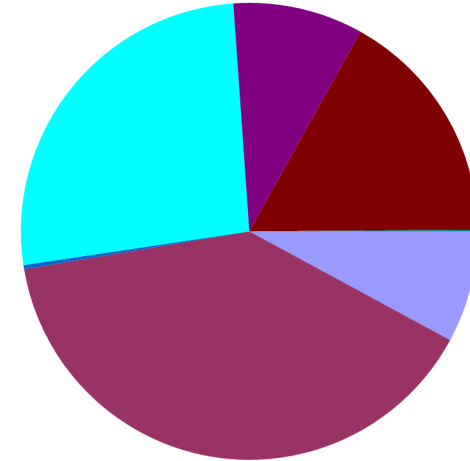
Year To Date Revenues
\$1,180,382

- General Property Tax -\$93,273
- Licences and Permits-\$465,666
- Automobile Tax -\$0
- Cigarette Tax -\$0
- Gaming Revenue -\$0
- Gasoline Tax -\$0
- Intergovernmental User Charges-\$3,381
- Mineral Royalties Tax -\$0
- Municipal Share of State Sales-\$0
- Severance Tax -\$0
- Special Fuels Tax -\$0
- Goods and Svcs Rev-\$309,769
- Fines and Forfeits-\$108,793
- Misc Revenue-\$198,119
- Loan Receipts -\$1,381
- Transfers In -\$0



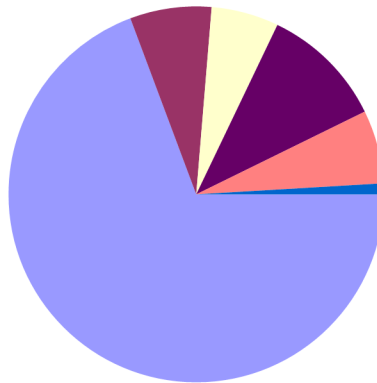
Month To Date Revenues
\$1,180,382

- General Property Tax -\$93,273
- Licences and Permits-\$465,666
- Automobile Tax -\$0
- Cigarette Tax -\$0
- Gaming Revenue -\$0
- Gasoline Tax -\$0
- Intergovernmental User Charges-\$3,381
- Mineral Royalties Tax -\$0
- Municipal Share of State Sales-\$0
- Severance Tax -\$0
- Special Fuels Tax -\$0
- Goods and Svcs Rev-\$309,769
- Fines and Forfeits-\$108,793
- Misc Revenue-\$198,119
- Loan Receipts -\$1,381
- Transfers In -\$0



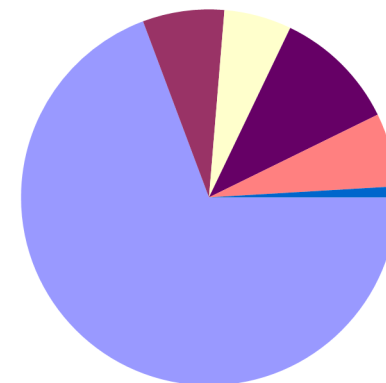
Year To Date Expenditures
\$2,416,853

- Personnel Services-\$1,674,742
- Materials & Supplies-\$169,715
- Contractual Services-\$140,207
- Capital Outlay-\$61
- Transfers Out-\$256,851
- Other Costs-\$152,648
- Utility Expense-\$22,628



Month To Date Expenditures
\$2,416,853

- Personnel Services-\$1,674,742
- Materials & Supplies-\$169,715
- Contractual Services-\$140,207
- Capital Outlay-\$61
- Transfers Out-\$256,851
- Other Costs-\$152,648
- Utility Expense-\$22,628

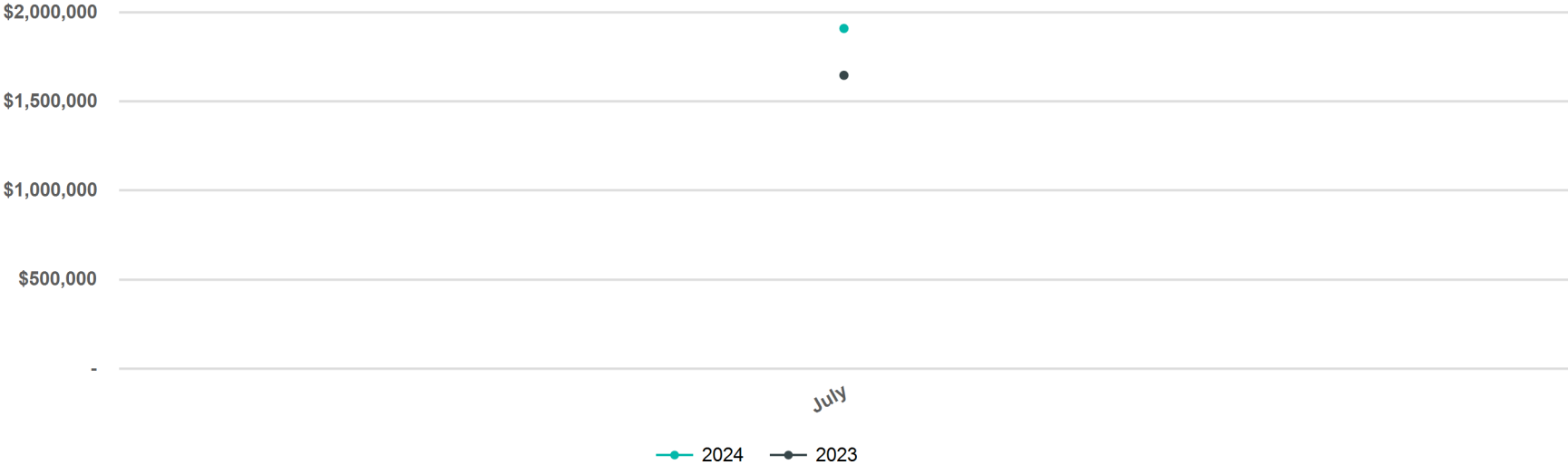


City of Casper, Wyoming
Sales Tax Comparison
(Budget Basis - For Management Use Only)
For Fiscal Year 2024 as of July 31, 2023
8.33 % OF THE FISCAL YEAR HAS ELAPSED

The monthly financial statements reported this month are not inclusive of all year end entries. The amounts reported this month are subject to change as we finanlize the prior fiscal year and complete the audit.

FY 2024				FY 2023			FY 2024 Current Month % Increase Over 2023	FY 2024 To Date % Increase Over 2023
Month	Budget	Actuals	Actual Year to Date	Budget	Actuals	Actual Year to Date		
July	\$ 3,786,562	\$ 1,910,487	\$ 1,910,487	\$ 1,700,227	\$ 1,647,473	\$ 1,647,473	15.96%	15.96%
	\$ 3,786,562	\$ 1,910,487		\$ 1,700,227	\$ 1,647,473			
	(\$1,876,075) or -49.55 % Below YTD Projections for FY 2024 through period 1							

Comparison of Municipal Share of State Sales By Month



City of Casper, Wyoming
Capital Project Funds Consolidated Balance Sheet
For Fiscal Year 2024 as of July 31, 2023

8.33 % OF THE FISCAL YEAR HAS ELAPSED

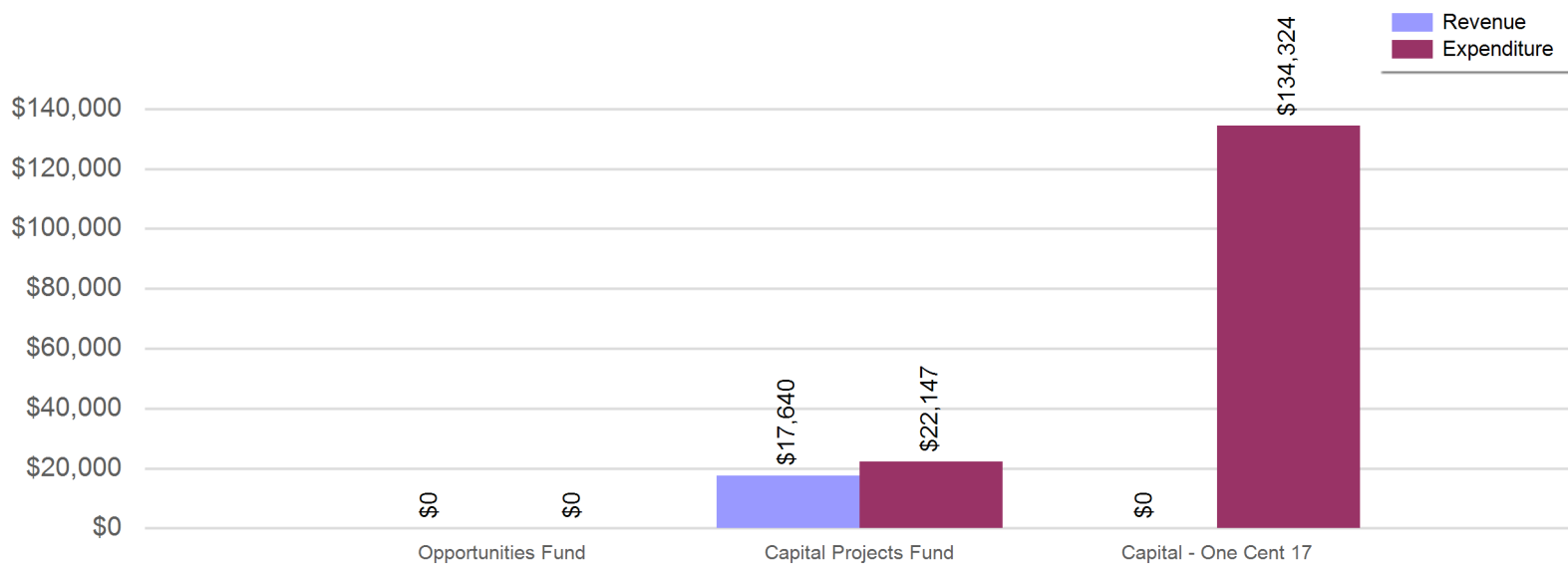
The monthly financial statements reported this month are not inclusive of all year end entries. The amounts reported this month are subject to change as we finanlize the prior fiscal year and complete the audit.

	Opportunities Fund	Capital Projects Fund	Capital - One Cent 17
ASSETS			
Current Assets			
Cash	\$ 45,179	\$ 570,832	\$ 333,706
Investments	13,837,511	30,588,704	6,850,039
Market Adjustments	-	-	
Grants Receivable		14,348	
Loans Receivable	273,772	84,236	
Accounts Receivable	-	-	-
Prepaid Expenses		30,735	
Total Current Assets	<u>14,156,462</u>	<u>31,288,856</u>	<u>7,183,745</u>
Total Assets	<u>\$ 14,156,462</u>	<u>\$ 31,288,856</u>	<u>\$ 7,183,745</u>
LIABILITIES			
Current Liabilities			
Accounts Payable	\$ -	\$ 519,547	\$ -
Deferred Revenue		56,251	
Total Current Liabilities	<u>-</u>	<u>575,799</u>	<u>-</u>
Total Liabilities	<u>\$ -</u>	<u>\$ 575,799</u>	<u>\$ -</u>
NET POSITION			
Unrestricted	\$ 14,156,462	\$ 30,713,057	\$ 7,183,745
Total Net Position	<u>\$ 14,156,462</u>	<u>\$ 30,713,057</u>	<u>\$ 7,183,745</u>

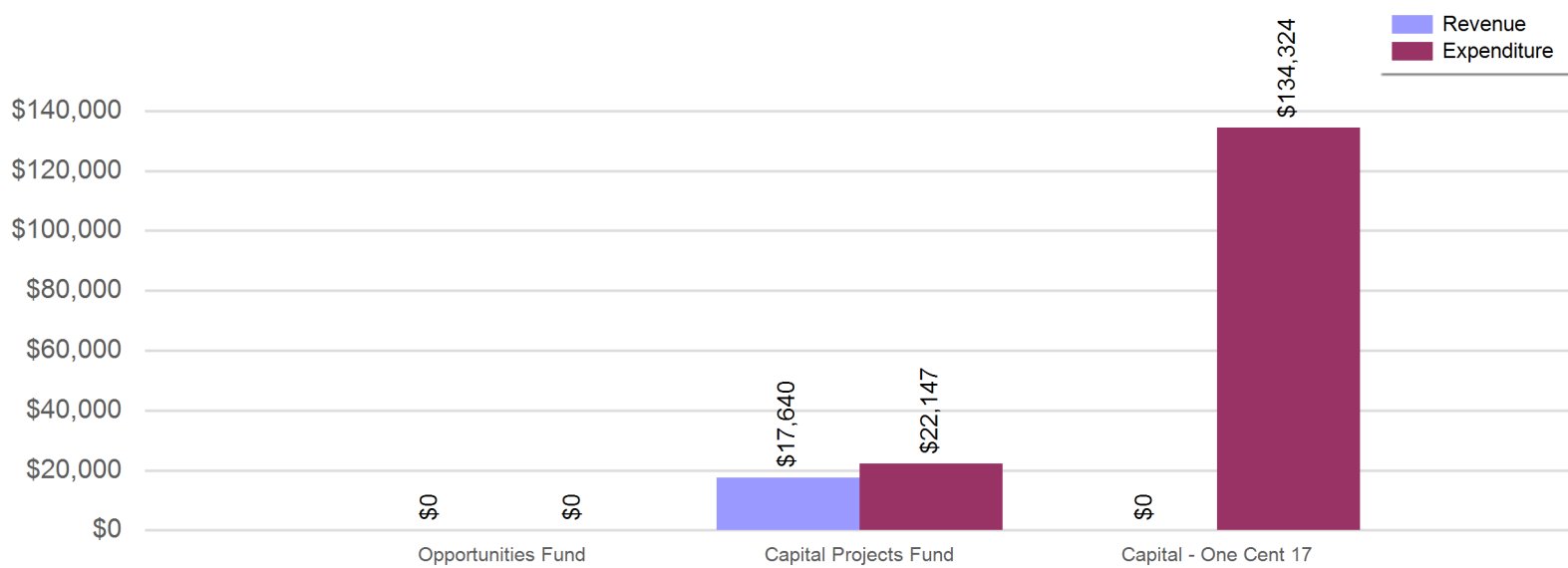
City of Casper, Wyoming
Capital Project Funds Revenue and Expenditure Comparison
For Fiscal Year 2024 as of July 31, 2023
8.33 % OF THE FISCAL YEAR HAS ELAPSED

The monthly financial statements reported this month are not inclusive of all year end entries. The amounts reported this month are subject to change as we finalize the prior fiscal year and complete the audit.

Capital Projects Funds YTD Revenue and Expenditure Comparison



Capital Projects Funds MTD Revenue and Expenditure Comparison



City of Casper, Wyoming
Opportunities Fund Statement of Revenues and Expenditures
For Fiscal Year 2024 as of July 31, 2023
8.33 % OF THE FISCAL YEAR HAS ELAPSED

The monthly financial statements reported this month are not inclusive of all year end entries. The amounts reported this month are subject to change as we finanlize the prior fiscal year and complete the audit.

	Revised Budget	Current Year To Date	Current Year % of Budget
Revenues:			
Other Sources	\$ 7,988	\$ -	0.00%
Total Revenues	\$ 7,988	\$ -	0.00%
	Revised Budget	Current Year To Date	Current Year % of Budget
Expenditures:			
Contractual Services	\$ 76,506	\$ -	0.00%
Transfers Out	5,648,997	-	0.00%
Total Expenditures	\$ 5,725,503	\$ -	0.00%
Net Revenue (Shortfall)	\$ (5,717,515)	\$ -	0.00%

Opportunities Fund Summary of Cash and Investments

Cash	\$ 45,179
Investments	13,837,511
	\$ 13,882,689

City of Casper, Wyoming
Opportunities Fund Summary of Revenues and Expenditures
For Fiscal Year 2024 as of July 31, 2023
8.33 % OF THE FISCAL YEAR HAS ELAPSED

The monthly financial statements reported this month are not inclusive of all year end entries. The amounts reported this month are subject to change as we finanlize the prior fiscal year and complete the audit.

Year To Date Revenues
\$0

Month To Date Revenues
\$0

Other Sources-\$0

Other Sources-\$0

Year To Date Expenditures
\$0

Month To Date Expenditures
\$0

Contractual Services-\$0
Transfers Out-\$0

Contractual Services-\$0
Transfers Out-\$0

City of Casper, Wyoming
Capital Projects Fund Statement of Revenues and Expenditures
For Fiscal Year 2024 as of July 31, 2023

8.33 % OF THE FISCAL YEAR HAS ELAPSED

The monthly financial statements reported this month are not inclusive of all year end entries. The amounts reported this month are subject to change as we finanlize the prior fiscal year and complete the audit.

	Revised Budget	Current Year To Date	Current Year % of Budget
Revenues:			
Intergovernmental	\$ 610,964	\$ -	0.00%
Misc Revenue	313,765	-	0.00%
Other Sources	20,273,371	17,640	0.09%
Total Revenues	\$ 21,198,100	\$ 17,640	0.08%
	Revised Budget	Current Year To Date	Current Year % of Budget
Expenditures:			
Materials & Supplies	\$ 213,132	\$ -	0.00%
Contractual Services	60,000	-	0.00%
Capital Outlay	28,270,379	22,147	0.08%
Transfers Out	48,300	-	0.00%
Total Expenditures	\$ 28,591,811	\$ 22,147	0.08%
Net Revenue (Shortfall)	\$ (7,393,711)	\$ (4,507)	0.01%

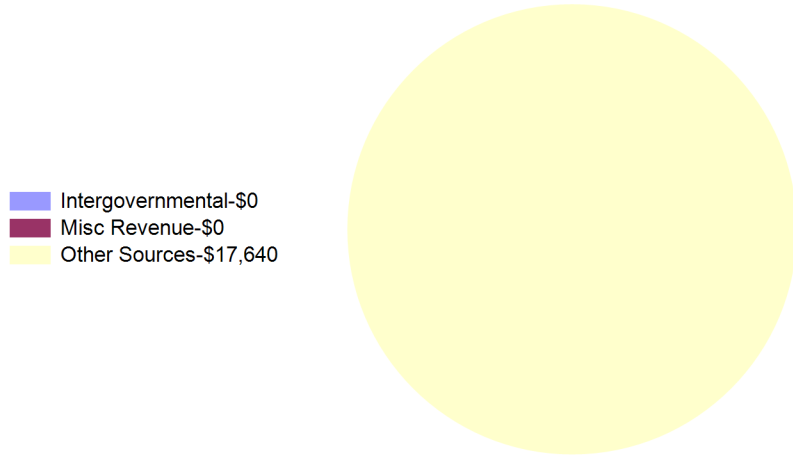
Capital Projects Fund Summary of Cash and Investments

Cash	\$ 570,832
Investments	30,588,704
	<u>\$ 31,159,537</u>

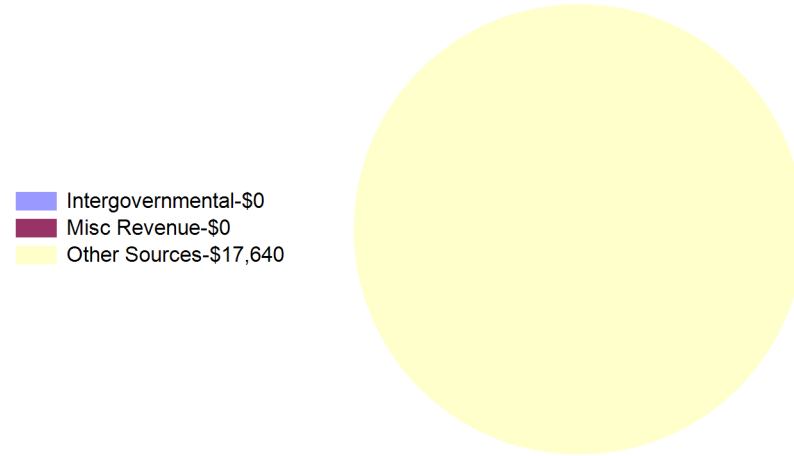
City of Casper, Wyoming
Capital Project Fund Summary of Revenues and Expenditures
For Fiscal Year 2024 as of July 31, 2023
8.33 % OF THE FISCAL YEAR HAS ELAPSED

The monthly financial statements reported this month are not inclusive of all year end entries. The amounts reported this month are subject to change as we finanlize the prior fiscal year and complete the audit.

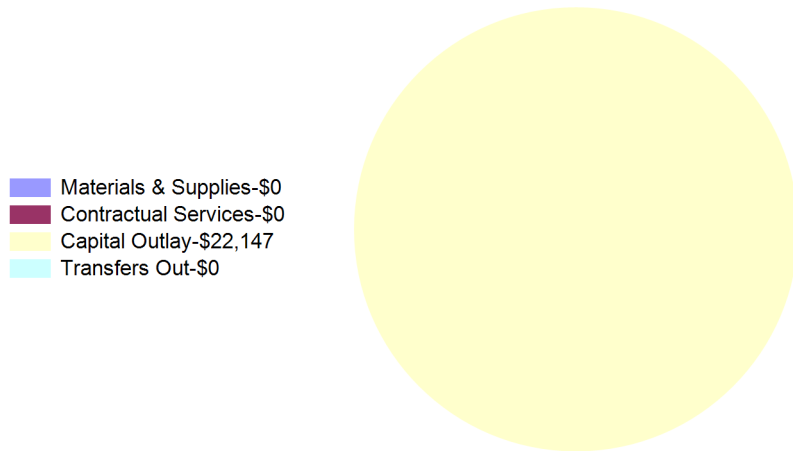
Year To Date Revenues
\$17,640



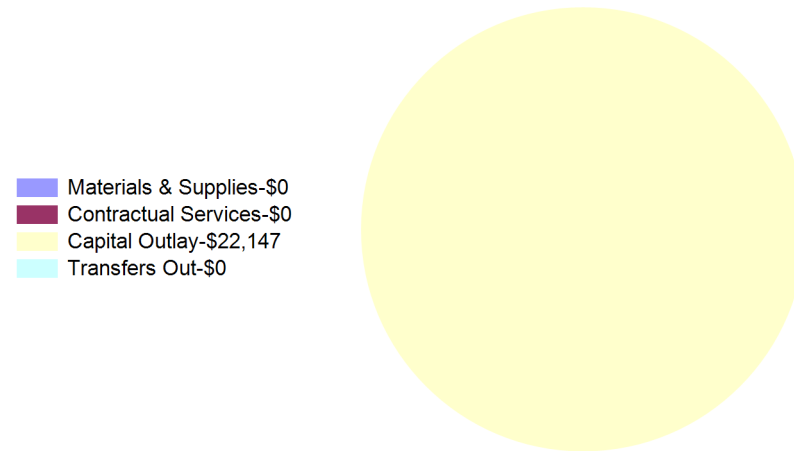
Month To Date Revenues
\$17,640



Year To Date Expenditures
\$22,147



Month To Date Expenditures
\$22,147



City of Casper, Wyoming
Capital-One Cent 17 Fund Statement of Revenues and Expenditures
For Fiscal Year 2024 as of July 31, 2023
8.33 % OF THE FISCAL YEAR HAS ELAPSED

The monthly financial statements reported this month are not inclusive of all year end entries. The amounts reported this month are subject to change as we finanlize the prior fiscal year and complete the audit.

	Revised Budget	Current Year To Date	Current Year % of Budget
Revenues:			
Local Taxes	\$ 18,990,033	\$ -	0.00%
Other Sources	7,800	-	0.00%
Total Revenues	\$ 18,997,833	\$ -	0.00%
	Revised Budget	Current Year To Date	Current Year % of Budget
Expenditures:			
Capital Outlay	\$ 2,621,403	\$ -	0.00%
Transfers Out	1,607,036	134,324	8.36%
Other Costs	318,500	-	0.00%
Total Expenditures	\$ 4,546,939	\$ 134,324	2.95%
Net Revenue (Shortfall)	\$ 14,450,894	\$ (134,324)	-2.95%

Capital-One Cent 17 Fund Summary of Cash and Investments

Cash	\$ 333,706
Investments	6,850,039
	<u>\$ 7,183,745</u>

City of Casper, Wyoming
Capital-One Cent 17 Fund Summary of Revenues and Expenditures
For Fiscal Year 2024 as of July 31, 2023
8.33 % OF THE FISCAL YEAR HAS ELAPSED

The monthly financial statements reported this month are not inclusive of all year end entries. The amounts reported this month are subject to change as we finanlize the prior fiscal year and complete the audit.

Year To Date Revenues
\$0


Local Taxes-\$0
Other Sources-\$0

Month To Date Revenues
\$0

Local Taxes-\$0
Other Sources-\$0


Year To Date Expenditures
\$134,324

Capital Outlay-\$0
Transfers Out-\$134,324
Other Costs-\$0



Month To Date Expenditures
\$134,324

Capital Outlay-\$0
Transfers Out-\$134,324
Other Costs-\$0



City of Casper, Wyoming
Utility Enterprise Funds Consolidated Balance Sheet
For Fiscal Year 2024 as of July 31, 2023
8.33 % OF THE FISCAL YEAR HAS ELAPSED

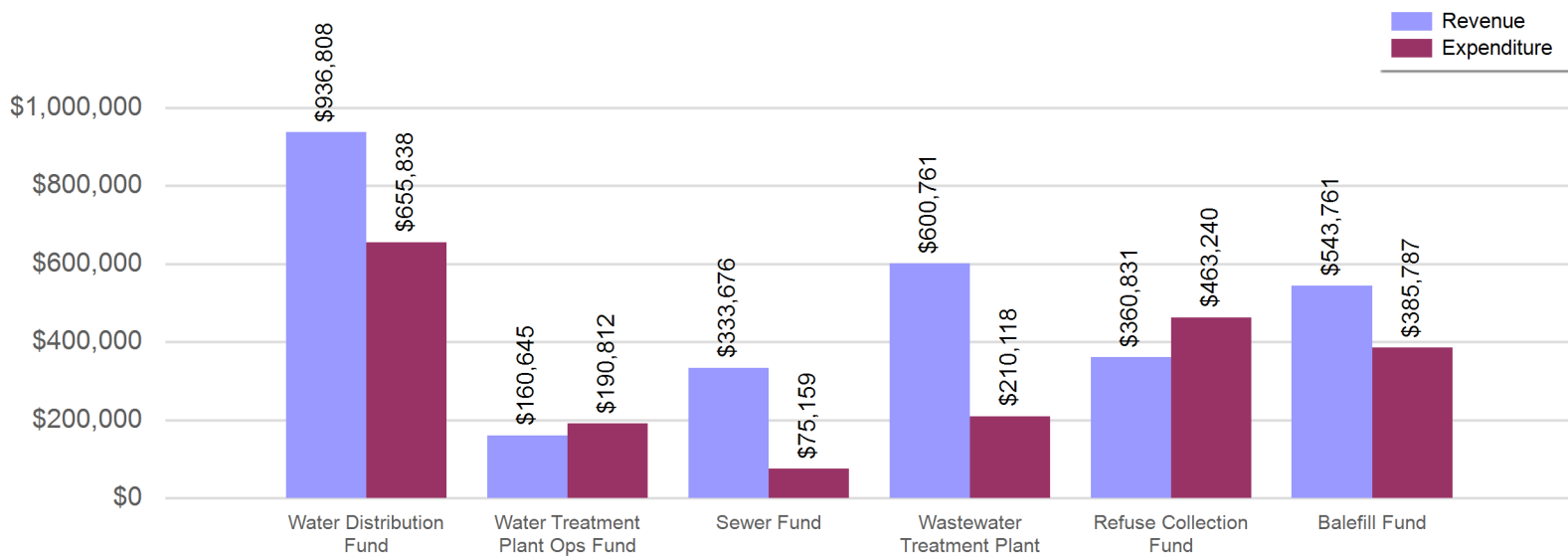
The monthly financial statements reported this month are not inclusive of all year end entries. The amounts reported this month are subject to change as we finanlize the prior fiscal year and complete the audit.

	Water Distribution Fund	Water Treatment Plant Ops Fund	Sewer Fund	Wastewater Treatment Plant	Refuse Collection Fund	Balefill Fund
ASSETS						
Current Assets						
Cash	\$ 458,120	\$ (84,107)	\$ 198,071	\$ 97,377	\$ (44,843)	\$ 131,387
Investments	23,162,550		8,686,641	12,494,549	4,246,398	7,922,545
Market Adjustments	(616,843)		(235,078)	(340,083)	(118,984)	(242,855)
Inventory	255,142			86,219		33,506
Grants Receivable				383,881		56,749
Accounts Receivable	1,369,062	249,803	681,811	598,602	739,062	281,336
Clearing	55,951					
Prepaid Expenses	-				16,007	40,929
Lease Receivable - Short Term	8,004					
Total Current Assets	24,691,985	165,695	9,331,444	13,320,546	4,837,639	8,223,596
Capital Assets						
Land, Buildings & Improvements	100,827,295		31,178,792	76,290,129	5,212,769	38,893,451
Equipment	5,628,177		1,996,509	7,630,660	7,534,573	9,156,514
Accumulated Depreciation	(43,365,049)		(21,498,531)	(52,281,941)	(5,282,187)	(19,458,585)
Total Capital Assets	63,090,422		11,676,770	31,638,847	7,465,155	28,591,380
Non-Current Assets						
Lease Receivable - Long Term	262,798					
Total Assets	\$ 88,045,206	\$ 165,695	\$ 21,008,214	\$ 44,959,393	\$ 12,302,795	\$ 36,814,976
DEFERRED OUTFLOWS OF RESOURCES						
Total Deferred Outflows Of Resources	\$ 320,979	\$ 122,809	\$ 120,018	\$ 197,771	\$ 323,770	\$ 274,726
LIABILITIES						
Current Liabilities						
Accounts Payable	\$ 422,607	\$ 205,116	\$ 62,189	\$ 594,961	\$ 232,302	\$ 687,795
Accrued Wages and Benefits Payable	(476)	431	-	(900)	(1,736)	167
Interest Payable	49,663			53,617		104,825
Customer Deposits	41,075					
Total Current Liabilities	512,869	205,547	62,189	647,678	230,566	792,786
Non-Current Liabilities						
Notes Payable	3,493,571			14,233,330		5,670,700
Closure & Post Closure Costs						8,529,544
Accrued Comp ABS	109,609	43,847	44,620	70,498	98,413	118,941
Net Pension Liability	1,231,711	471,264	460,553	758,918	1,242,422	1,054,223
Net OPEB Liability	-	-	-	-	-	-
Total Non-Current Liabilities	4,834,891	515,111	505,173	15,062,746	1,340,835	15,373,407
Total Liabilities	\$ 5,347,760	\$ 720,657	\$ 567,362	\$ 15,710,423	\$ 1,571,401	\$ 16,166,194
DEFERRED INFLOWS OF RESOURCES						
Total Deferred Inflows Of Resources	\$ 1,206,255	\$ 360,860	\$ 352,658	\$ 581,125	\$ 951,357	\$ 807,248
NET POSITION						
Net Investment in Capital Assets	\$ 59,867,654		\$ 11,676,770	\$ 17,405,517	\$ 7,465,155	\$ 22,920,680
Unrestricted	21,944,515	(793,013)	8,531,442	11,460,098	2,638,651	(2,804,419)
Total Net Position	\$ 81,812,168	\$ (793,013)	\$ 20,208,212	\$ 28,865,615	\$ 10,103,806	\$ 20,116,261

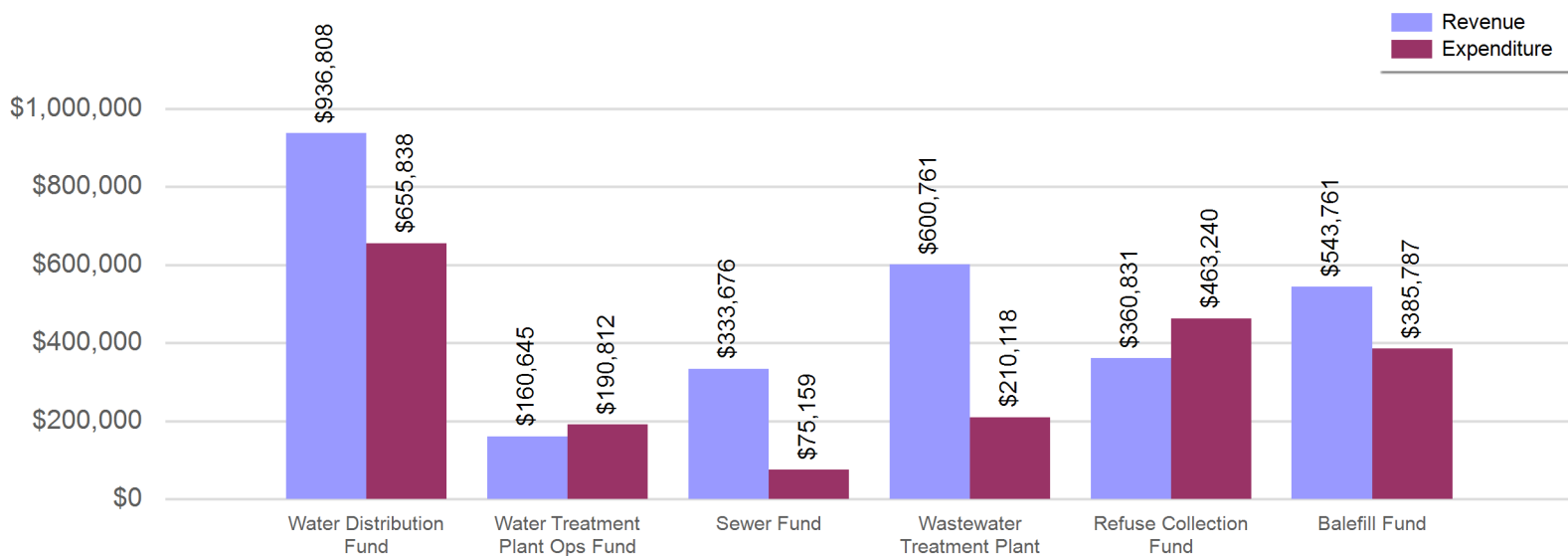
City of Casper, Wyoming
Utility Enterprise Funds Revenue and Expenditure Comparison
For Fiscal Year 2024 as of July 31, 2023
8.33 % OF THE FISCAL YEAR HAS ELAPSED

The monthly financial statements reported this month are not inclusive of all year end entries. The amounts reported this month are subject to change as we finanlize the prior fiscal year and complete the audit.

Utility Enterprise Funds YTD Revenue and Expenditure Comparison



Utility Enterprise Funds MTD Revenue and Expenditure Comparison



City of Casper, Wyoming
Water Distribution Fund Statement of Revenues and Expenditures
For Fiscal Year 2024 as of July 31, 2023
8.33 % OF THE FISCAL YEAR HAS ELAPSED
The monthly financial statements reported this month are not inclusive of all year end entries. The amounts reported this month are subject to change as we finanlize the prior fiscal year and complete the audit.

City of Casper, Wyoming
Water Distribution Fund Statement of Revenues and Expenditures
For Fiscal Year 2024 as of July 31, 2023
8.33 % OF THE FISCAL YEAR HAS ELAPSED
The monthly financial statements reported this month are not inclusive of all year end entries. The amounts reported this month are subject to change as we finanlize the prior fiscal year and complete the audit.

City of Casper, Wyoming
Water Distribution Fund Statement of Revenues and Expenditures
For Fiscal Year 2024 as of July 31, 2023
8.33 % OF THE FISCAL YEAR HAS ELAPSED
The monthly financial statements reported this month are not inclusive of all year end entries. The amounts reported this month are subject to change as we finanlize the prior fiscal year and complete the audit.

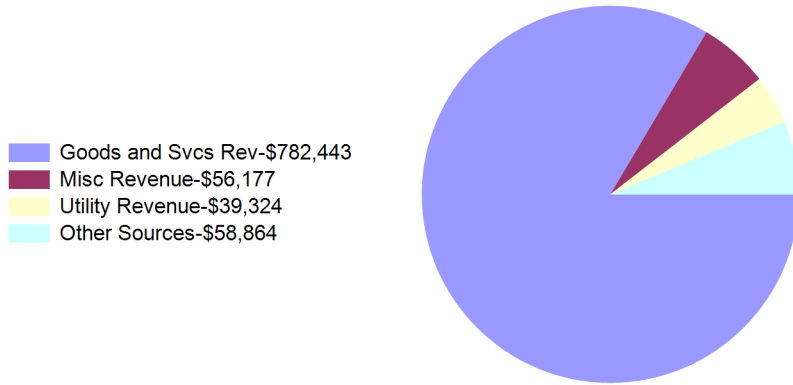
City of Casper, Wyoming
Water Distribution Fund Statement of Revenues and Expenditures
For Fiscal Year 2024 as of July 31, 2023
8.33 % OF THE FISCAL YEAR HAS ELAPSED
The monthly financial statements reported this month are not inclusive of all year end entries. The amounts reported this month are subject to change as we finanlize the prior fiscal year and complete the audit.

City of Casper, Wyoming
Water Distribution Fund Statement of Revenues and Expenditures
For Fiscal Year 2024 as of July 31, 2023
8.33 % OF THE FISCAL YEAR HAS ELAPSED
The monthly financial statements reported this month are not inclusive of all year end entries. The amounts reported this month are subject to change as we finanlize the prior fiscal year and complete the audit.

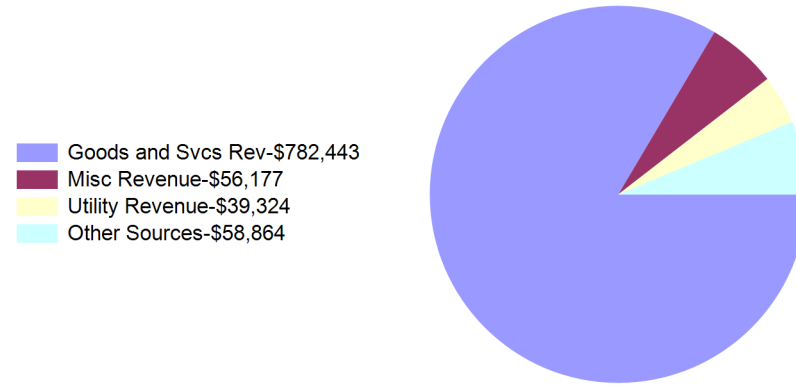
City of Casper, Wyoming
Water Distribution Fund Statement of Revenues and Expenditures
For Fiscal Year 2024 as of July 31, 2023
8.33 % OF THE FISCAL YEAR HAS ELAPSED
The monthly financial statements reported this month are not inclusive of all year end entries. The amounts reported this month are subject to change as we finanlize the prior fiscal year and complete the audit.

City of Casper, Wyoming
Water Distribution Fund Summary of Revenues and Expenditures
For Fiscal Year 2024 as of July 31, 2023
8.33 % OF THE FISCAL YEAR HAS ELAPSED
The monthly financial statements reported this month are not inclusive of all year end entries. The amounts reported this month are subject to change as we finanlize the prior fiscal year and complete the audit.

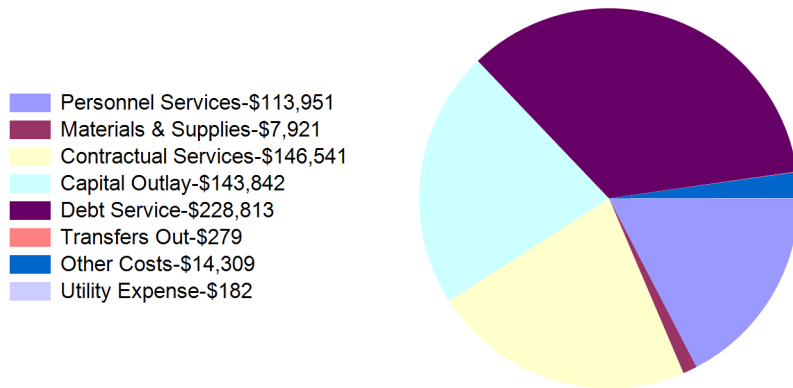
Year To Date Revenues
\$936,808



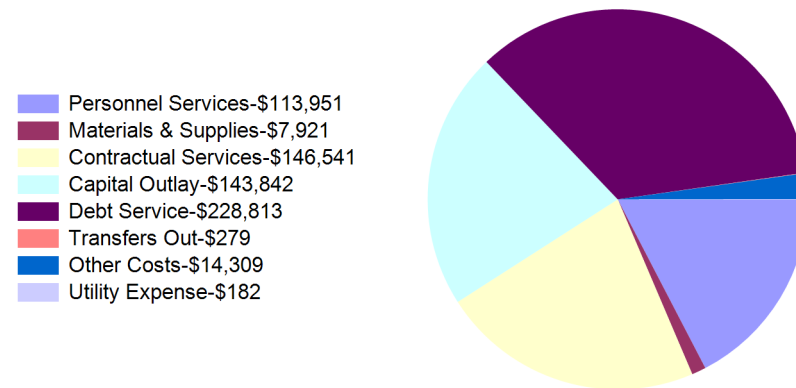
Month To Date Revenues
\$936,808



Year To Date Expenditures
\$655,838



Month To Date Expenditures
\$655,838



City of Casper, Wyoming
Water Treatment Plant Ops Fund Statement of Revenues and Expenditures
For Fiscal Year 2024 as of July 31, 2023
8.33 % OF THE FISCAL YEAR HAS ELAPSED

The monthly financial statements reported this month are not inclusive of all year end entries. The amounts reported this month are subject to change as we finanlize the prior fiscal year and complete the audit.

	Revised Budget	Current Year To Date	Current Year % of Budget
Revenues:			
Intergovernmental	\$ 4,344,283	\$ 160,645	3.70%
Total Revenues	\$ 4,344,283	\$ 160,645	3.70%
	Revised Budget	Current Year To Date	Current Year % of Budget
Expenditures:			
Personnel Services	\$ 1,274,037	\$ 54,752	4.30%
Materials & Supplies	2,575,300	109,301	4.24%
Contractual Services	397,623	24,626	6.19%
Other Costs	34,623	2,110	6.09%
Utility Expense	62,700	22	0.04%
Total Expenditures	\$ 4,344,283	\$ 190,812	4.39%
Net Revenue (Shortfall)	\$ -	\$ (30,167)	-0.69%

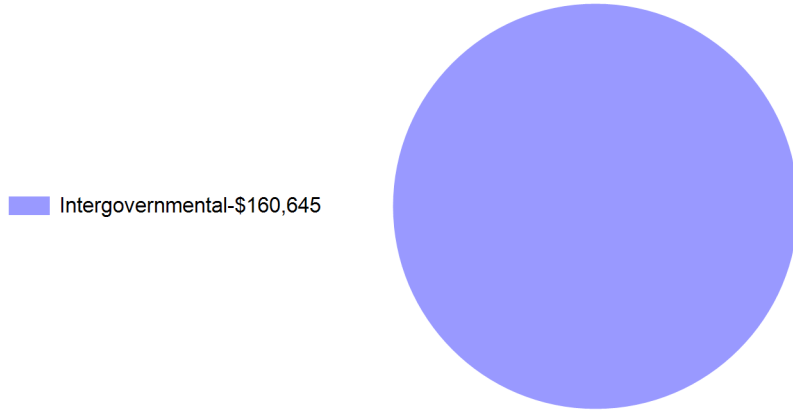
Water Treatment Plant Ops Fund Summary of Cash and Investments

Cash	\$ (84,107)
Investments	-
	<u>\$ (84,107)</u>

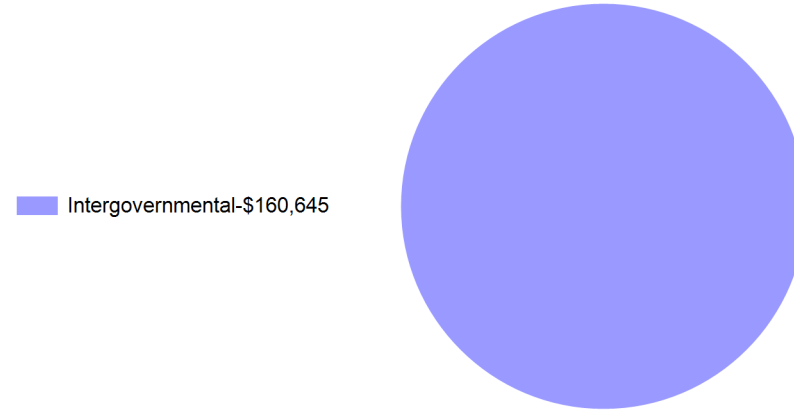
City of Casper, Wyoming
Water Treatment Plant Ops Fund Summary of Revenues and Expenditures
For Fiscal Year 2024 as of July 31, 2023
8.33 % OF THE FISCAL YEAR HAS ELAPSED

The monthly financial statements reported this month are not inclusive of all year end entries. The amounts reported this month are subject to change as we finanlize the prior fiscal year and complete the audit.

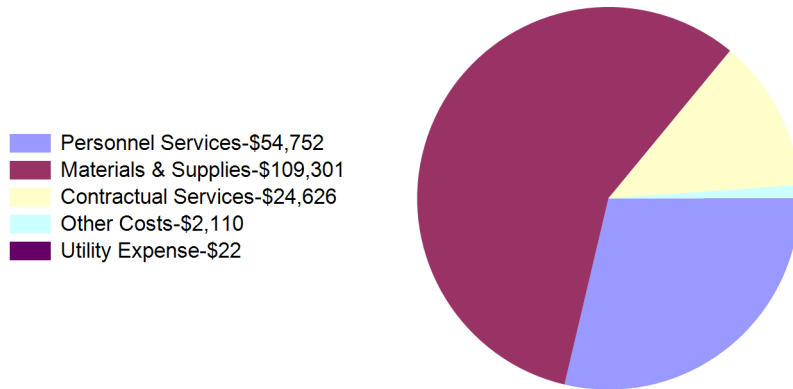
Year To Date Revenues
\$160,645



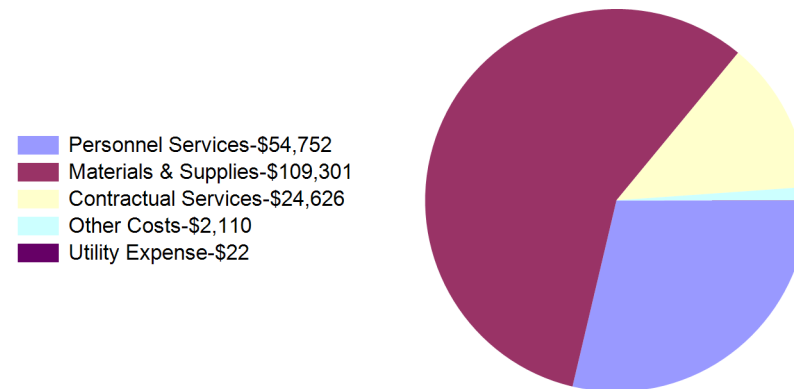
Month To Date Revenues
\$160,645



Year To Date Expenditures
\$190,812



Month To Date Expenditures
\$190,812



City of Casper, Wyoming
Sewer Fund Statement of Revenues and Expenditures
For Fiscal Year 2024 as of July 31, 2023

8.33 % OF THE FISCAL YEAR HAS ELAPSED

The monthly financial statements reported this month are not inclusive of all year end entries. The amounts reported this month are subject to change as we finanlize the prior fiscal year and complete the audit.

	Revised Budget	Current Year To Date	Current Year % of Budget
Revenues:			
Goods and Svcs Rev	\$ 7,780,599	\$ 304,433	3.91%
Misc Revenue	155,089	14,193	9.15%
Utility Revenue	40,000	1,692	4.23%
Other Sources	160,299	13,358	8.33%
Total Revenues	\$ 8,135,987	\$ 333,676	4.10%
	Revised Budget	Current Year To Date	Current Year % of Budget
Expenditures:			
Personnel Services	\$ 933,563	\$ 37,806	4.05%
Materials & Supplies	99,600	2,470	2.48%
Contractual Services	420,110	26,270	6.25%
Capital Outlay	1,161,000	6,818	0.59%
Transfers Out	292	279	95.53%
Other Costs	54,556	1,504	2.76%
Utility Expense	5,907,086	11	0.00%
Total Expenditures	\$ 8,576,207	\$ 75,159	0.88%
Net Revenue (Shortfall)	\$ (440,220)	\$ 258,517	3.22%

Sewer Fund Summary of Cash and Investments

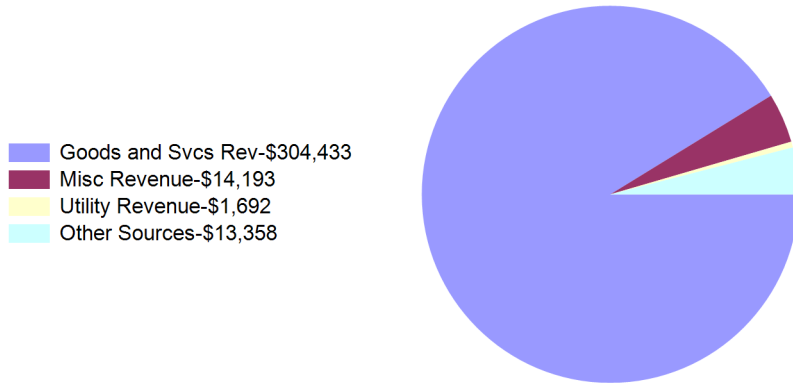
Cash	\$ 198,071
Investments	8,686,641
	<u>\$ 8,884,711</u>

City of Casper, Wyoming
Sewer Fund Summary of Revenues and Expenditures
For Fiscal Year 2024 as of July 31, 2023

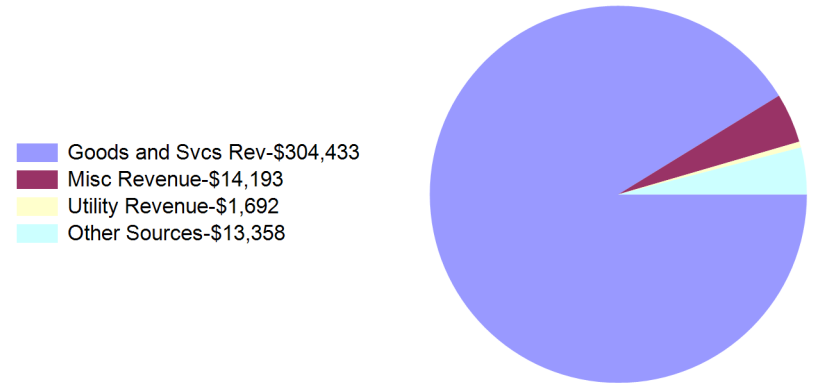
8.33 % OF THE FISCAL YEAR HAS ELAPSED

The monthly financial statements reported this month are not inclusive of all year end entries. The amounts reported this month are subject to change as we finanlize the prior fiscal year and complete the audit.

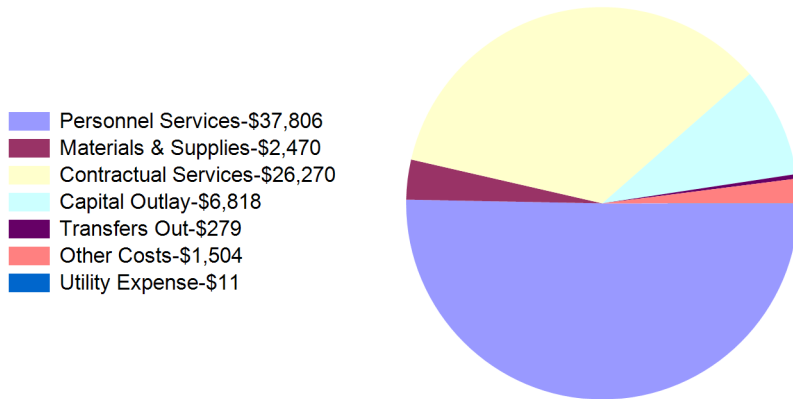
Year To Date Revenues
\$333,676



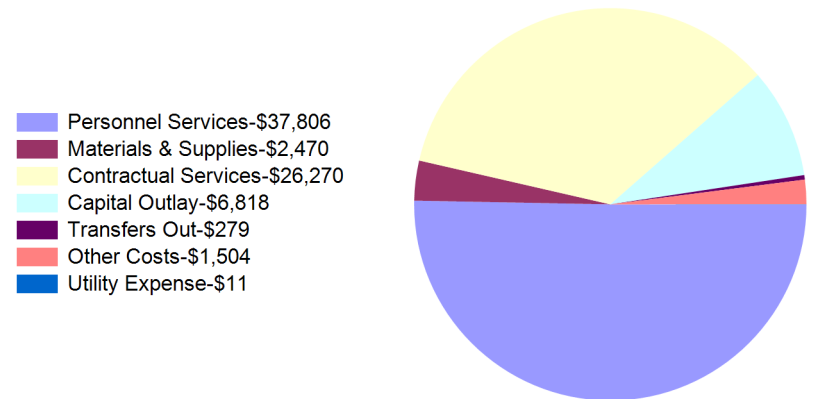
Month To Date Revenues
\$333,676



Year To Date Expenditures
\$75,159



Month To Date Expenditures
\$75,159



City of Casper, Wyoming
Wastewater Treatment Plant Fund Statement of Revenues and Expenditures
For Fiscal Year 2024 as of July 31, 2023
8.33 % OF THE FISCAL YEAR HAS ELAPSED
The monthly financial statements reported this month are not inclusive of all year end entries. The amounts reported this month are subject to change as we finanlize the prior fiscal year and complete the audit.

City of Casper, Wyoming
Wastewater Treatment Plant Fund Statement of Revenues and Expenditures
For Fiscal Year 2024 as of July 31, 2023
8.33 % OF THE FISCAL YEAR HAS ELAPSED
The monthly financial statements reported this month are not inclusive of all year end entries. The amounts reported this month are subject to change as we finanlize the prior fiscal year and complete the audit.

City of Casper, Wyoming
Wastewater Treatment Plant Fund Statement of Revenues and Expenditures
For Fiscal Year 2024 as of July 31, 2023
8.33 % OF THE FISCAL YEAR HAS ELAPSED
The monthly financial statements reported this month are not inclusive of all year end entries. The amounts reported this month are subject to change as we finanlize the prior fiscal year and complete the audit.

City of Casper, Wyoming
Wastewater Treatment Plant Fund Statement of Revenues and Expenditures
For Fiscal Year 2024 as of July 31, 2023
8.33 % OF THE FISCAL YEAR HAS ELAPSED
The monthly financial statements reported this month are not inclusive of all year end entries. The amounts reported this month are subject to change as we finanlize the prior fiscal year and complete the audit.

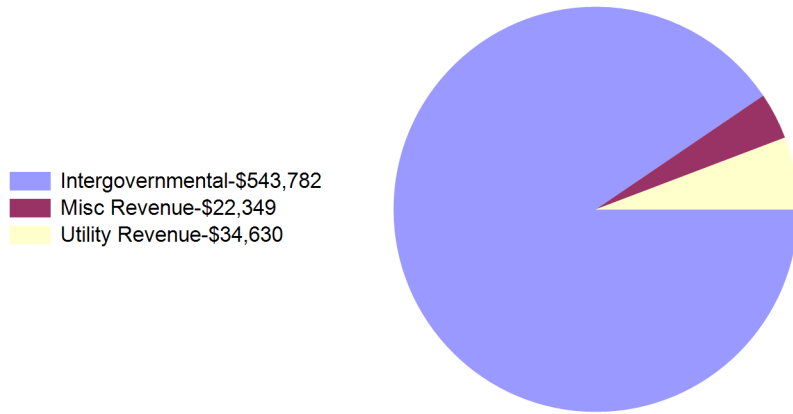
City of Casper, Wyoming
Wastewater Treatment Plant Fund Statement of Revenues and Expenditures
For Fiscal Year 2024 as of July 31, 2023
8.33 % OF THE FISCAL YEAR HAS ELAPSED
The monthly financial statements reported this month are not inclusive of all year end entries. The amounts reported this month are subject to change as we finanlize the prior fiscal year and complete the audit.

City of Casper, Wyoming
Wastewater Treatment Plant Fund Statement of Revenues and Expenditures
For Fiscal Year 2024 as of July 31, 2023
8.33 % OF THE FISCAL YEAR HAS ELAPSED
The monthly financial statements reported this month are not inclusive of all year end entries. The amounts reported this month are subject to change as we finanlize the prior fiscal year and complete the audit.

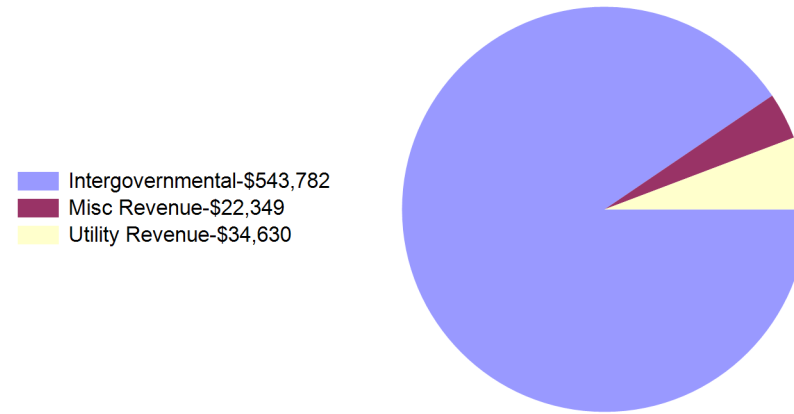
City of Casper, Wyoming
Wastewater Treatment Plant Fund Summary of Revenues and Expenditures
For Fiscal Year 2024 as of July 31, 2023
8.33 % OF THE FISCAL YEAR HAS ELAPSED

The monthly financial statements reported this month are not inclusive of all year end entries. The amounts reported this month are subject to change as we finanlize the prior fiscal year and complete the audit.

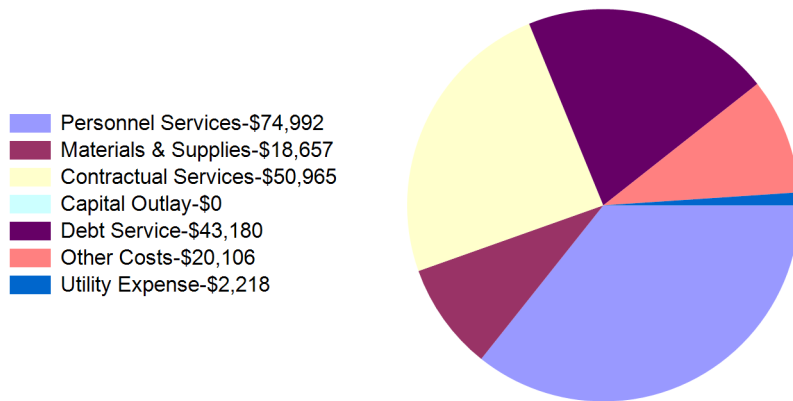
Year To Date Revenues
\$600,761



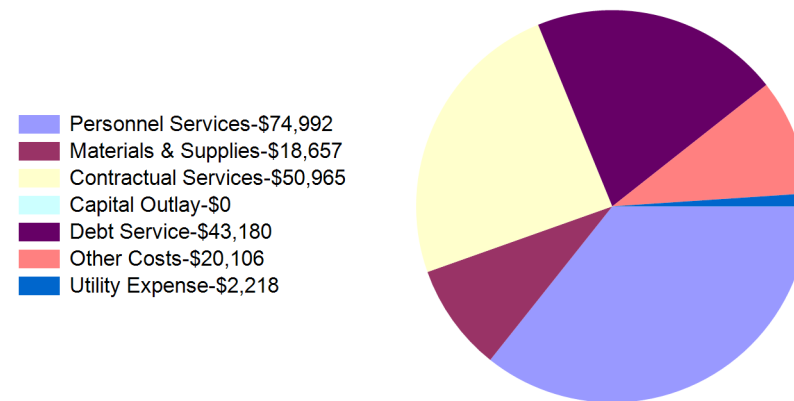
Month To Date Revenues
\$600,761



Year To Date Expenditures
\$210,118



Month To Date Expenditures
\$210,118



City of Casper, Wyoming
Refuse Collection Fund Statement of Revenues and Expenditures
For Fiscal Year 2024 as of July 31, 2023
8.33 % OF THE FISCAL YEAR HAS ELAPSED

The monthly financial statements reported this month are not inclusive of all year end entries. The amounts reported this month are subject to change as we finanlize the prior fiscal year and complete the audit.

	Revised Budget	Current Year To Date	Current Year % of Budget
Revenues:			
Misc Revenue	\$ 69,978	\$ 6,494	9.28%
Utility Revenue	10,635,050	354,337	3.33%
Total Revenues	\$ 10,705,028	\$ 360,831	3.37%
	Revised Budget	Current Year To Date	Current Year % of Budget
Expenditures:			
Personnel Services	\$ 2,749,165	\$ 119,626	4.35%
Materials & Supplies	714,302	35,848	5.02%
Contractual Services	4,359,631	265,722	6.10%
Capital Outlay	2,413,400	8,837	0.37%
Transfers Out	25,000	25,000	100.00%
Other Costs	124,968	8,189	6.55%
Utility Expense	3,000	18	0.62%
Total Expenditures	\$ 10,389,466	\$ 463,240	4.46%
Net Revenue (Shortfall)	\$ 315,562	\$ (102,410)	-1.09%

Refuse Collection Fund Summary of Cash and Investments

Cash	\$ (44,843)
Investments	4,246,398
	<u>\$ 4,201,555</u>

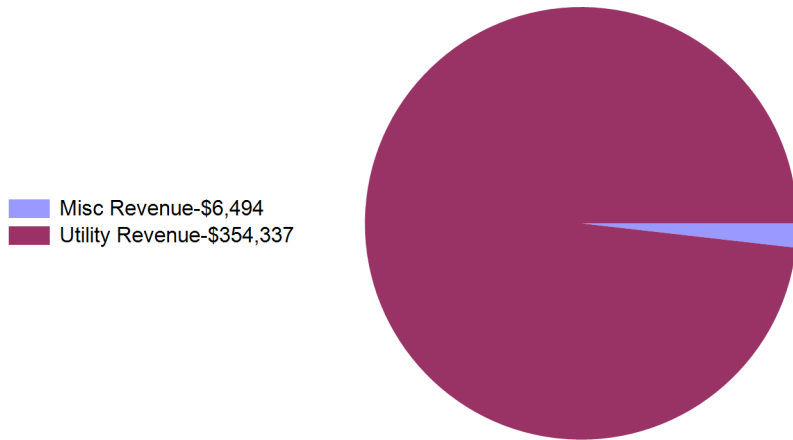
City of Casper, Wyoming
Refuse Collection Fund Summary of Revenues and Expenditures

For Fiscal Year 2024 as of July 31, 2023

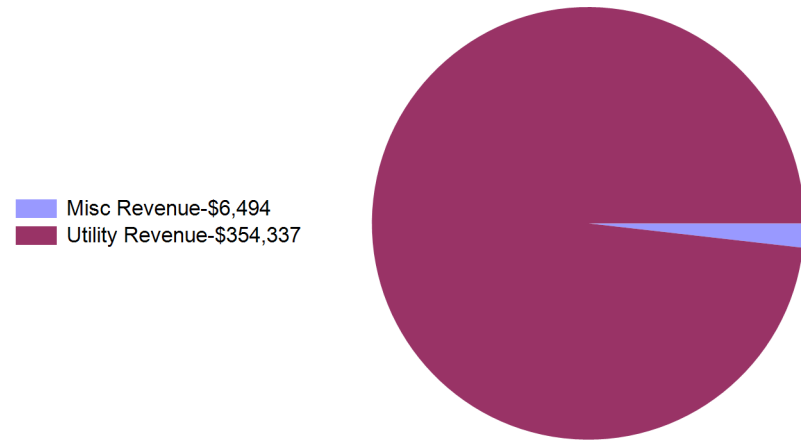
8.33 % OF THE FISCAL YEAR HAS ELAPSED

The monthly financial statements reported this month are not inclusive of all year end entries. The amounts reported this month are subject to change as we finanlize the prior fiscal year and complete the audit.

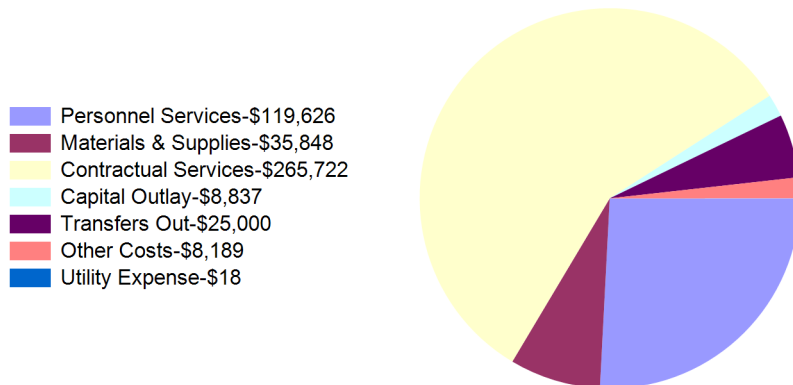
Year To Date Revenues
\$360,831



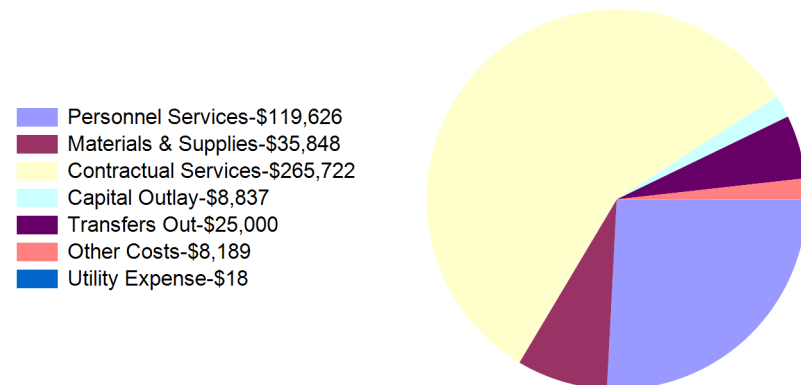
Month To Date Revenues
\$360,831



Year To Date Expenditures
\$463,240



Month To Date Expenditures
\$463,240



City of Casper, Wyoming
Balefill Fund Statement of Revenues and Expenditures
For Fiscal Year 2024 as of July 31, 2023

8.33 % OF THE FISCAL YEAR HAS ELAPSED

The monthly financial statements reported this month are not inclusive of all year end entries. The amounts reported this month are subject to change as we finanlize the prior fiscal year and complete the audit.

	Revised Budget	Current Year To Date	Current Year % of Budget
Revenues:			
Intergovernmental	\$ 200,340	\$ -	0.00%
Goods and Svcs Rev	266,100	23,038	8.66%
Misc Revenue	276,588	20,023	7.24%
Utility Revenue	6,629,900	500,700	7.55%
Total Revenues	\$ 7,372,928	\$ 543,761	7.38%
	Revised Budget	Current Year To Date	Current Year % of Budget
Expenditures:			
Personnel Services	\$ 2,634,229	\$ 116,505	4.42%
Materials & Supplies	1,496,065	37,638	2.52%
Contractual Services	2,373,570	86,467	3.64%
Capital Outlay	2,311,100	114,930	4.97%
Debt Service	482,346	-	0.00%
Transfers Out	10,000	10,000	100.00%
Other Costs	246,929	17,002	6.89%
Utility Expense	22,550	3,246	14.39%
Total Expenditures	\$ 9,576,789	\$ 385,787	4.03%
Net Revenue (Shortfall)	\$ (2,203,861)	\$ 157,974	3.35%

Balefill Fund Summary of Cash and Investments

Cash	\$ 131,387
Investments	7,922,545
	<u>\$ 8,053,932</u>


City of Casper, Wyoming
Balefill Fund Summary of Revenues and Expenditures

For Fiscal Year 2024 as of July 31, 2023


8.33 % OF THE FISCAL YEAR HAS ELAPSED

The monthly financial statements reported this month are not inclusive of all year end entries. The amounts reported this month are subject to change as we finanlize the prior fiscal year and complete the audit.

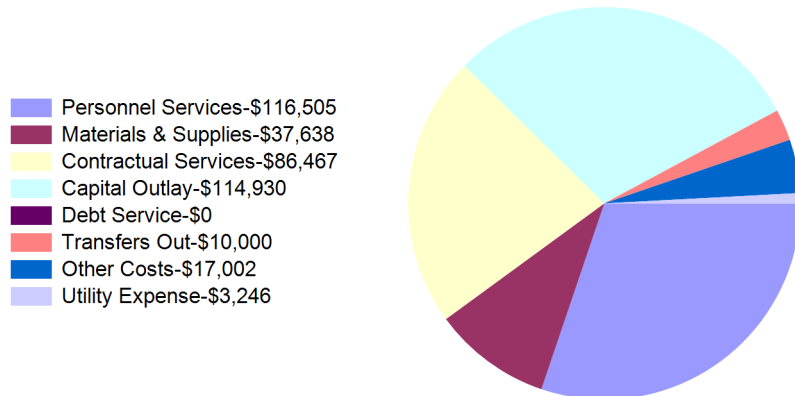
Year To Date Revenues
\$543,761



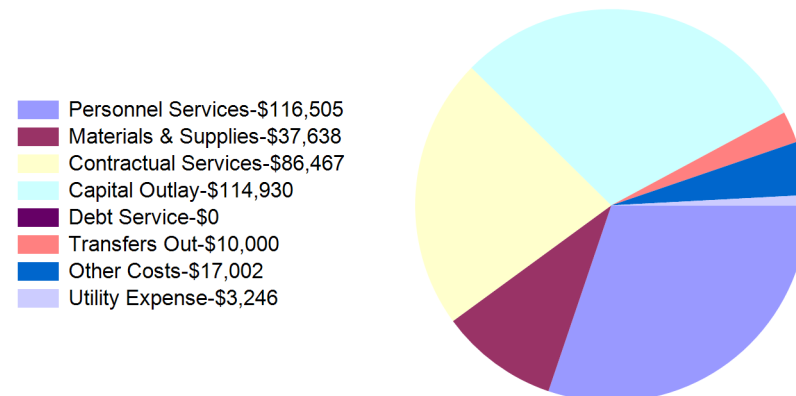
Month To Date Revenues
\$543,761



Year To Date Expenditures
\$385,787



Month To Date Expenditures
\$385,787



City of Casper, Wyoming
Parks & Recreation Enterprise Funds Consolidated Balance Sheet
For Fiscal Year 2024 as of July 31, 2023
8.33 % OF THE FISCAL YEAR HAS ELAPSED

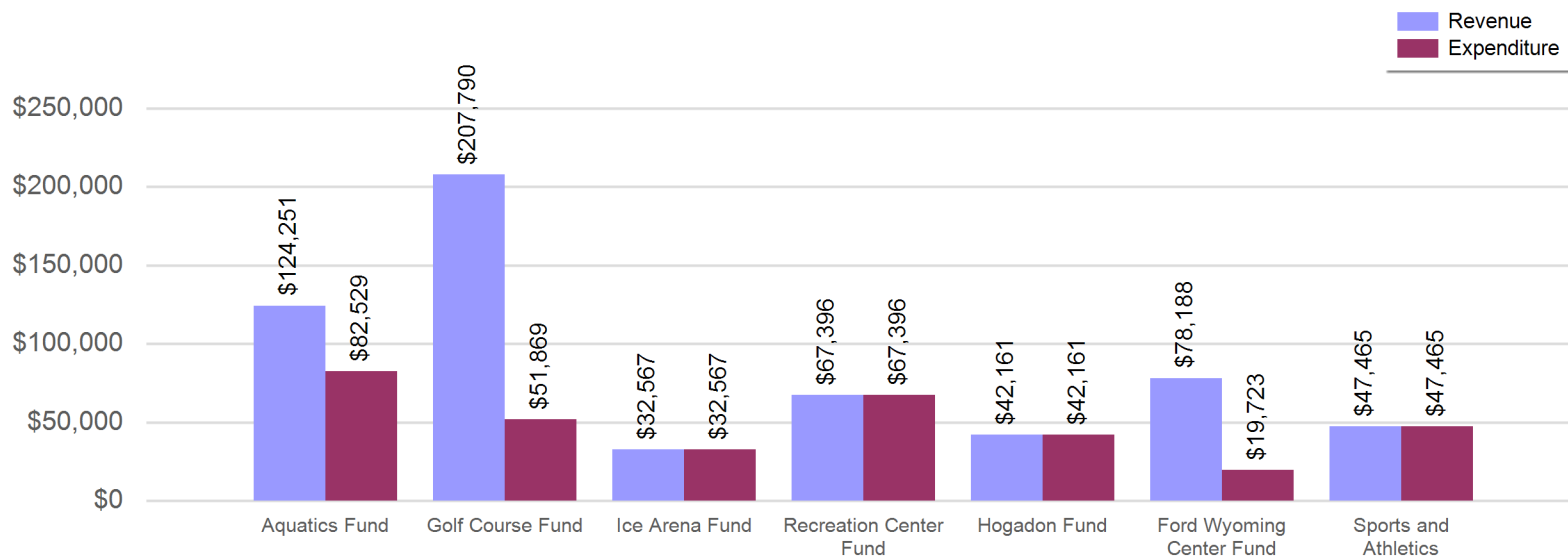
The monthly financial statements reported this month are not inclusive of all year end entries. The amounts reported this month are subject to change as we finanlize the prior fiscal year and complete the audit.

	Aquatics Fund	Golf Course Fund	Ice Arena Fund	Recreation Center Fund	Hogadon Fund	Ford Wyoming Center Fund	Sports and Athletics
ASSETS							
Current Assets							
Cash	\$ 78,747	\$ 753,944	\$ 521	\$ 133,252	\$ 8,209	\$ 1,176,130	\$ (2,227)
Inventory		55,766			13,764		
Grants Receivable						57,250	
Accounts Receivable		2,811	8,508	2,186	-	-	
Lease Receivable - Short Term		31,822				14,622	
Total Current Assets	<u>78,747</u>	<u>844,342</u>	<u>9,029</u>	<u>135,438</u>	<u>21,973</u>	<u>1,248,002</u>	<u>(2,227)</u>
Capital Assets							
Land, Buildings & Improvements	14,432,867	7,097,801	5,328,515	7,333,709	10,372,812	34,054,865	
Equipment	39,801	1,137,319	288,261	287,320	2,264,724	1,378,791	
Accumulated Depreciation	(3,600,173)	(5,318,800)	(1,918,371)	(4,888,425)	(3,889,950)	(22,664,591)	
Total Capital Assets	<u>10,872,495</u>	<u>2,916,320</u>	<u>3,698,406</u>	<u>2,732,604</u>	<u>8,747,586</u>	<u>12,769,065</u>	
Non-Current Assets							
Lease Receivable - Long Term		23,792				163,470	
Total Assets	<u>\$ 10,951,243</u>	<u>\$ 3,784,454</u>	<u>\$ 3,707,434</u>	<u>\$ 2,868,041</u>	<u>\$ 8,769,560</u>	<u>\$ 14,180,536</u>	<u>\$ (2,227)</u>
DEFERRED OUTFLOWS OF RESOURCES							
Total Deferred Outflows Of Resources	<u>\$ 21,531</u>	<u>\$ 49,044</u>	<u>\$ 21,531</u>	<u>\$ 92,904</u>	<u>\$ 51,835</u>	<u>\$</u>	<u>\$</u>
LIABILITIES							
Current Liabilities							
Accounts Payable	\$ 37,025	\$ 21,365	\$ 9,065	\$ 22,575	\$ 21,974	\$ 1,117,797	\$ 9,467
Accrued Wages and Benefits Payable	-	-	(36)	82	-		(11,694)
Deferred Revenue		7,476		112,781			
Unearned Revenue						-	
Total Current Liabilities	<u>37,025</u>	<u>28,841</u>	<u>9,029</u>	<u>135,437</u>	<u>21,974</u>	<u>1,117,797</u>	<u>(2,227)</u>
Non-Current Liabilities							
Accrued Comp ABS	10,307	18,620	5,772	28,685	22,257		
Net Pension Liability	82,624	188,199	82,624	356,508	198,910		
Net OPEB Liability	-	-	-	-	-		
Total Non-Current Liabilities	<u>92,931</u>	<u>206,820</u>	<u>88,397</u>	<u>385,193</u>	<u>221,167</u>		
Total Liabilities	<u>\$ 129,956</u>	<u>\$ 235,661</u>	<u>\$ 97,425</u>	<u>\$ 520,630</u>	<u>\$ 243,141</u>	<u>\$ 1,117,797</u>	<u>\$ (2,227)</u>
DEFERRED INFLOWS OF RESOURCES							
Total Deferred Inflows Of Resources	<u>\$ 63,268</u>	<u>\$ 199,356</u>	<u>\$ 63,268</u>	<u>\$ 272,988</u>	<u>\$ 152,311</u>	<u>\$ 173,096</u>	<u>\$</u>
NET POSITION							
Net Investment in Capital Assets	\$ 10,872,495	\$ 2,971,934	\$ 3,698,406	\$ 2,732,604	\$ 8,747,586	\$ 12,947,157	\$
Unrestricted	(92,945)	426,548	(130,133)	(565,276)	(321,643)	(57,513)	-
Total Net Position	<u>\$ 10,779,551</u>	<u>\$ 3,398,482</u>	<u>\$ 3,568,273</u>	<u>\$ 2,167,328</u>	<u>\$ 8,425,943</u>	<u>\$ 12,889,643</u>	<u>\$ -</u>

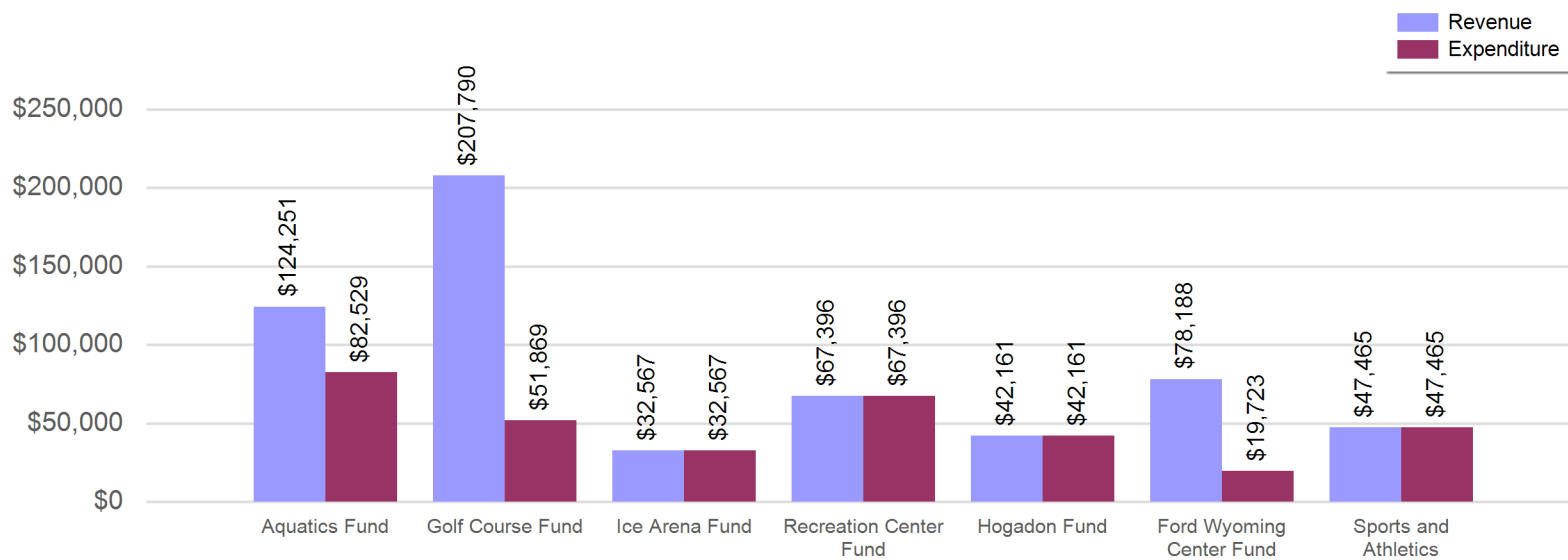
City of Casper, Wyoming
Parks & Recreation Enterprise Funds Revenue and Expenditure Comparison
For Fiscal Year 2024 as of July 31, 2023
8.33 % OF THE FISCAL YEAR HAS ELAPSED

The monthly financial statements reported this month are not inclusive of all year end entries. The amounts reported this month are subject to change as we finalize the prior fiscal year and complete the audit.

Parks & Recreation Enterprise Funds YTD Revenue and Expenditure Comparison



Parks & Recreation Enterprise Funds MTD Revenue and Expenditure Comparison



City of Casper, Wyoming
Aquatics Fund Statement of Revenues and Expenditures
For Fiscal Year 2024 as of July 31, 2023
8.33 % OF THE FISCAL YEAR HAS ELAPSED

The monthly financial statements reported this month are not inclusive of all year end entries. The amounts reported this month are subject to change as we finanlize the prior fiscal year and complete the audit.

	Revised Budget	Current Year To Date	Current Year % of Budget
Revenues:			
Goods and Svcs Rev	\$ 581,662	\$ 90,875	15.62%
Misc Revenue	70,650	6,293	8.91%
Other Sources	528,854	27,083	5.12%
Total Revenues	\$ 1,181,166	\$ 124,251	10.52%
	Revised Budget	Current Year To Date	Current Year % of Budget
Expenditures:			
Personnel Services	\$ 603,325	\$ 48,352	8.01%
Materials & Supplies	268,396	6,222	2.32%
Contractual Services	226,977	20,665	9.10%
Other Costs	60,918	4,791	7.86%
Utility Expense	21,550	2,499	11.60%
Total Expenditures	\$ 1,181,166	\$ 82,529	6.99%
Net Revenue (Shortfall)	\$ -	\$ 41,722	3.53%
Cost Recovery	117.74 %		

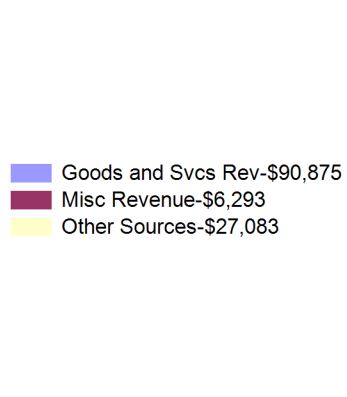
Aquatics Fund Summary of Cash and Investments

Cash	\$ 78,747
Investments	-
	<u>\$ 78,747</u>

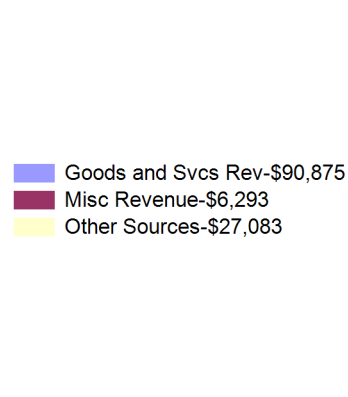
City of Casper, Wyoming
Aquatics Fund Summary of Revenues and Expenditures
For Fiscal Year 2024 as of July 31, 2023
8.33 % OF THE FISCAL YEAR HAS ELAPSED

The monthly financial statements reported this month are not inclusive of all year end entries. The amounts reported this month are subject to change as we finanlize the prior fiscal year and complete the audit.

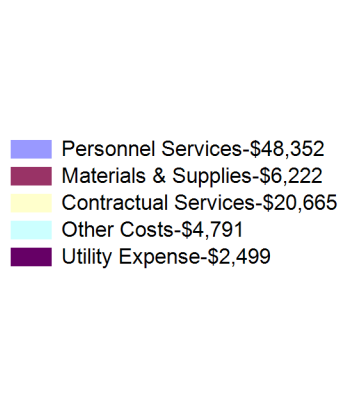
Year To Date Revenues
\$124,251



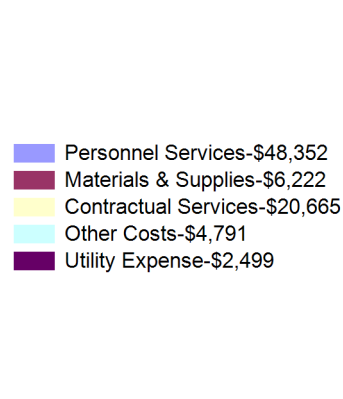
Month To Date Revenues
\$124,251



Year To Date Expenditures
\$82,529



Month To Date Expenditures
\$82,529



City of Casper, Wyoming
Golf Fund Statement of Revenues and Expenditures
For Fiscal Year 2024 as of July 31, 2023
8.33 % OF THE FISCAL YEAR HAS ELAPSED

The monthly financial statements reported this month are not inclusive of all year end entries. The amounts reported this month are subject to change as we finanlize the prior fiscal year and complete the audit.

	Revised Budget	Current Year To Date	Current Year % of Budget
Revenues:			
Goods and Svcs Rev	\$ 793,000	\$ 136,843	17.26%
Misc Revenue	321,000	70,947	22.10%
Total Revenues	\$ 1,114,000	\$ 207,790	18.65%
	Revised Budget	Current Year To Date	Current Year % of Budget
Expenditures:			
Personnel Services	\$ 562,178	\$ 31,434	5.59%
Materials & Supplies	184,848	7,971	4.31%
Contractual Services	146,545	9,485	6.47%
Capital Outlay	99,500	-	0.00%
Other Costs	42,281	2,348	5.55%
Utility Expense	23,000	631	2.74%
Total Expenditures	\$ 1,058,352	\$ 51,869	4.90%
Net Revenue (Shortfall)	\$ 55,648	\$ 155,922	13.75%

Golf Fund Summary of Cash and Investments

Cash	\$ 753,944
Investments	-
	<u>\$ 753,944</u>

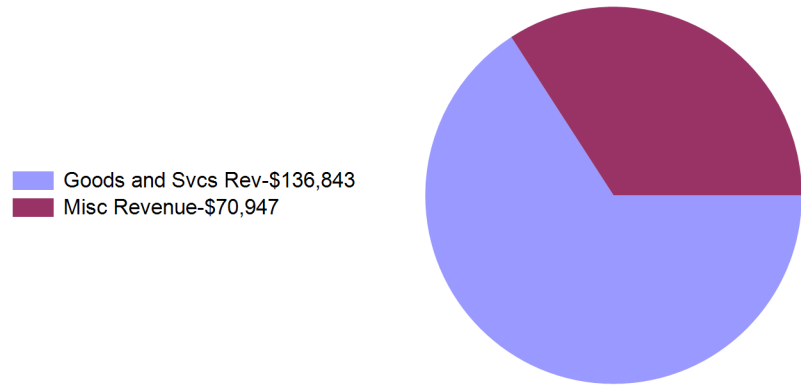
City of Casper, Wyoming
Golf Fund Summary of Revenues and Expenditures

For Fiscal Year 2024 as of July 31, 2023

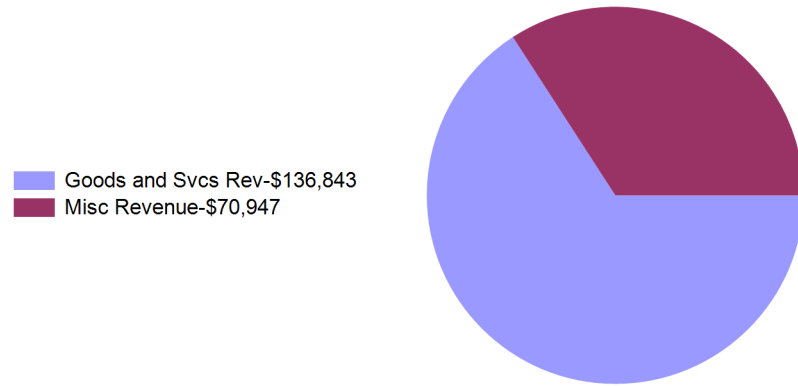
8.33 % OF THE FISCAL YEAR HAS ELAPSED

The monthly financial statements reported this month are not inclusive of all year end entries. The amounts reported this month are subject to change as we finalize the prior fiscal year and complete the audit.

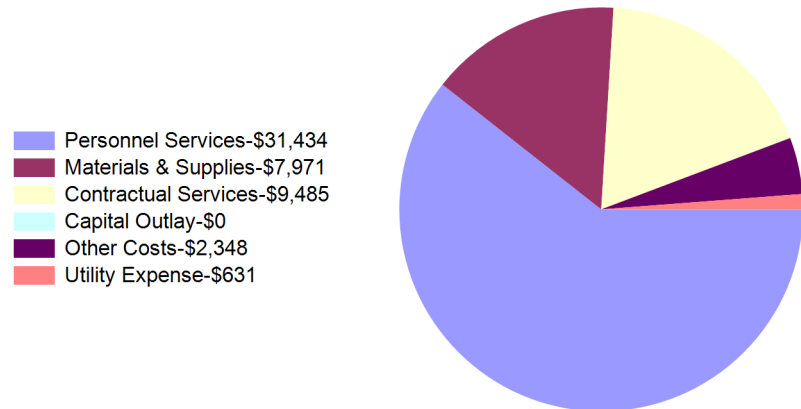
Year To Date Revenues
\$207,790



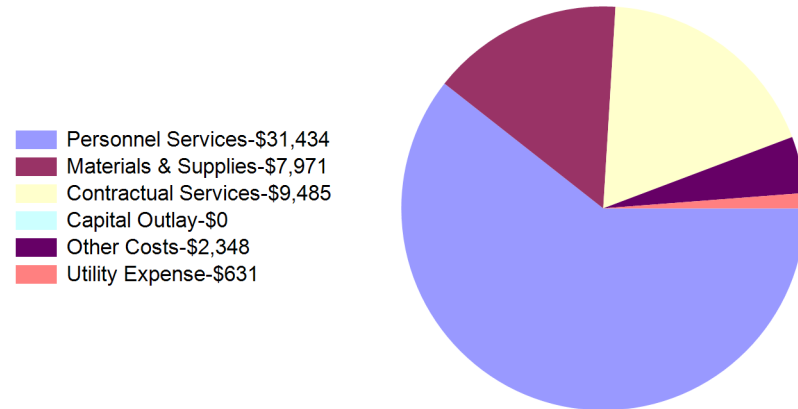
Month To Date Revenues
\$207,790



Year To Date Expenditures
\$51,869



Month To Date Expenditures
\$51,869



City of Casper, Wyoming
Ice Arena Fund Statement of Revenues and Expenditures
For Fiscal Year 2024 as of July 31, 2023
8.33 % OF THE FISCAL YEAR HAS ELAPSED

The monthly financial statements reported this month are not inclusive of all year end entries. The amounts reported this month are subject to change as we finanlize the prior fiscal year and complete the audit.

	Revised Budget	Current Year To Date	Current Year % of Budget
Revenues:			
Goods and Svcs Rev	\$ 374,700	\$ 9,265	2.47%
Misc Revenue	33,860	6,146	18.15%
Other Sources	268,617	17,155	6.39%
Total Revenues	\$ 677,177	\$ 32,567	4.81%
	Revised Budget	Current Year To Date	Current Year % of Budget
Expenditures:			
Personnel Services	\$ 349,131	\$ 13,437	3.85%
Materials & Supplies	137,576	6,343	4.61%
Contractual Services	153,193	11,208	7.32%
Other Costs	21,477	1,465	6.82%
Utility Expense	15,800	115	0.72%
Total Expenditures	\$ 677,177	\$ 32,567	4.81%
Net Revenue (Shortfall)	\$ -	\$ -	0.00%
Cost Recovery	47.32 %		

Ice Arena Fund Summary of Cash and Investments

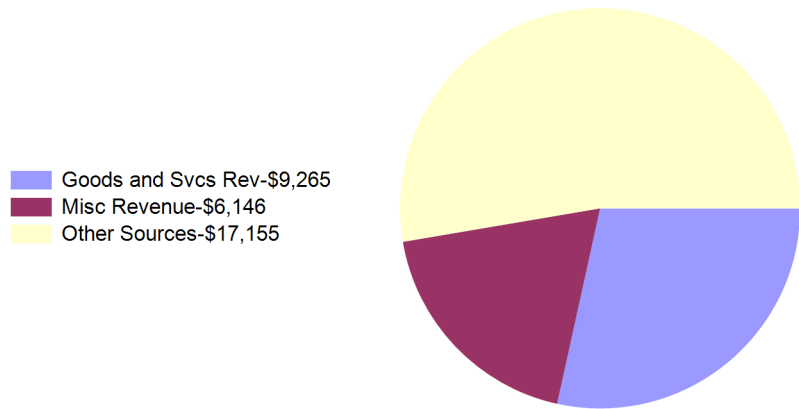
Cash	\$ 521
Investments	-
	<u>\$ 521</u>

City of Casper, Wyoming
Ice Arena Fund Summary of Revenues and Expenditures

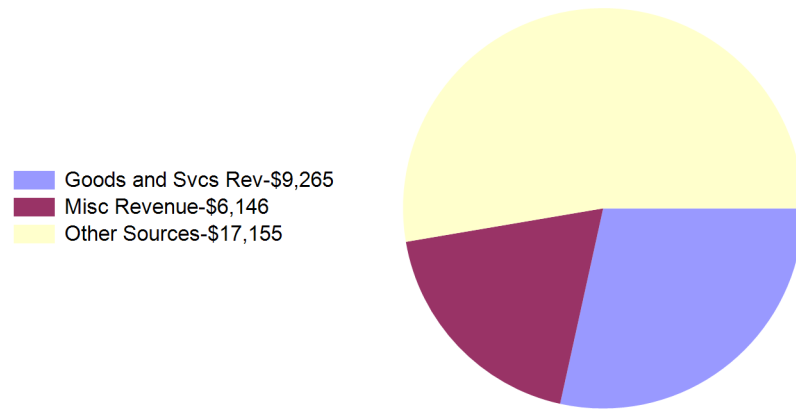
For Fiscal Year 2024 as of July 31, 2023
8.33 % OF THE FISCAL YEAR HAS ELAPSED

The monthly financial statements reported this month are not inclusive of all year end entries. The amounts reported this month are subject to change as we finanlize the prior fiscal year and complete the audit.

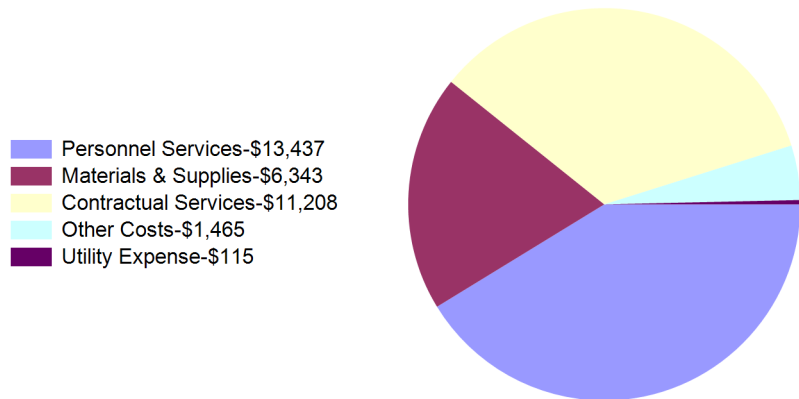
Year To Date Revenues
\$32,567



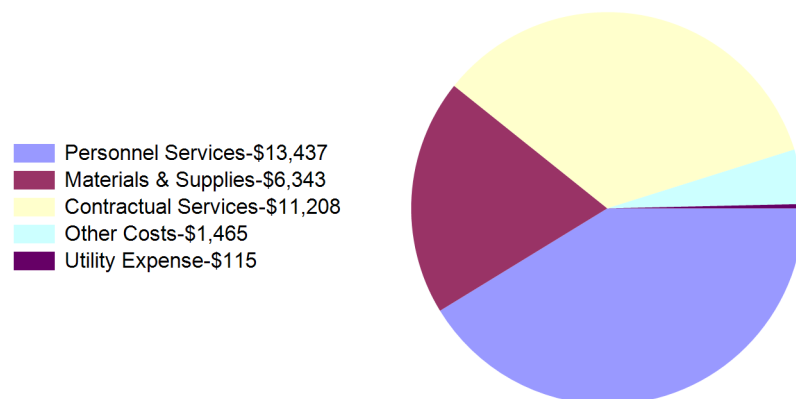
Month To Date Revenues
\$32,567



Year To Date Expenditures
\$32,567



Month To Date Expenditures
\$32,567



City of Casper, Wyoming
Recreation Center Statement of Revenues and Expenditures
For Fiscal Year 2024 as of July 31, 2023
8.33 % OF THE FISCAL YEAR HAS ELAPSED

The monthly financial statements reported this month are not inclusive of all year end entries. The amounts reported this month are subject to change as we finanlize the prior fiscal year and complete the audit.

	Revised Budget	Current Year To Date	Current Year % of Budget
Revenues:			
Goods and Svcs Rev	\$ 402,800	\$ 16,339	4.06%
Misc Revenue	22,000	1,070	4.87%
Other Sources	614,629	49,987	8.13%
Total Revenues	\$ 1,039,429	\$ 67,396	6.48%

	Revised Budget	Current Year To Date	Current Year % of Budget
Expenditures:			
Personnel Services	\$ 635,902	\$ 39,815	6.26%
Materials & Supplies	108,945	4,049	3.72%
Contractual Services	167,433	14,775	8.82%
Other Costs	101,849	8,209	8.06%
Utility Expense	25,300	548	2.17%
Total Expenditures	\$ 1,039,429	\$ 67,396	6.48%
Net Revenue (Shortfall)	\$ -	\$ -	0.00%

Cost Recovery **25.83 %**

Recreation Center Fund Summary of Cash and Investments

Cash	\$ 133,252
Investments	-
	<u>\$ 133,252</u>

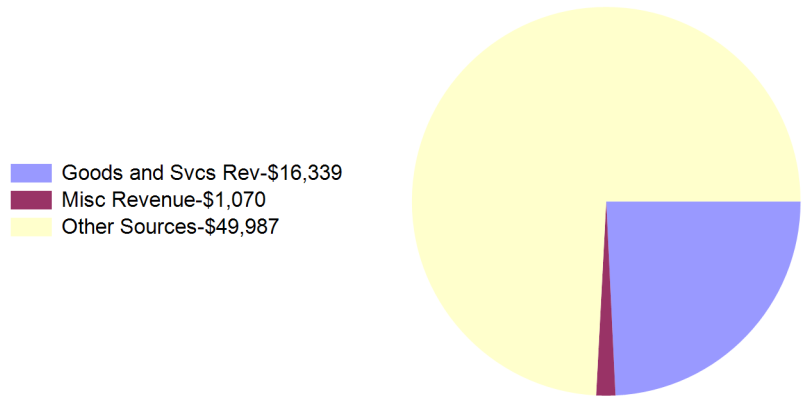
City of Casper, Wyoming
Recreation Center Fund Summary of Revenues and Expenditures

For Fiscal Year 2024 as of July 31, 2023

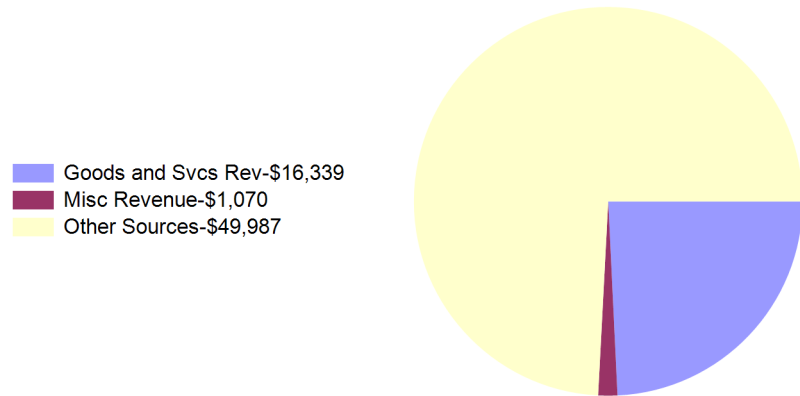
8.33 % OF THE FISCAL YEAR HAS ELAPSED

The monthly financial statements reported this month are not inclusive of all year end entries. The amounts reported this month are subject to change as we finanlize the prior fiscal year and complete the audit.

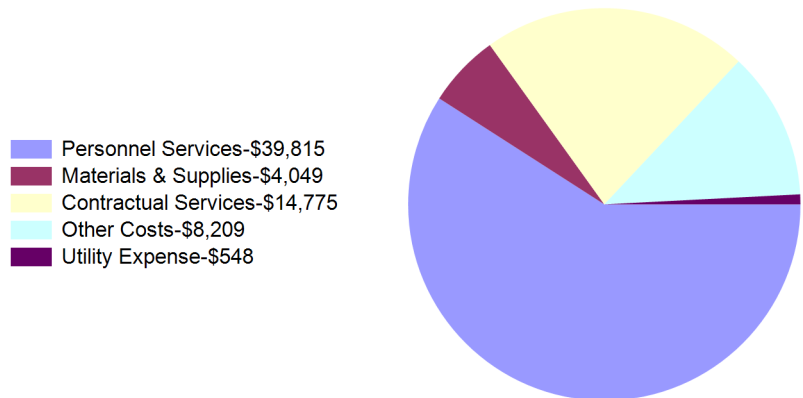
Year To Date Revenues
\$67,396



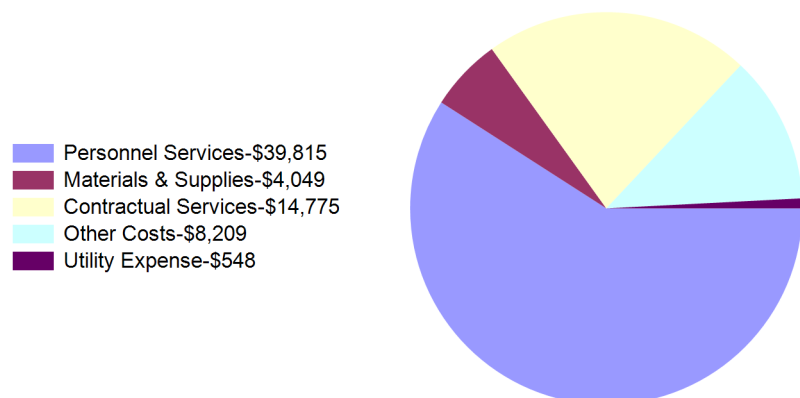
Month To Date Revenues
\$67,396



Year To Date Expenditures
\$67,396



Month To Date Expenditures
\$67,396



City of Casper, Wyoming
Hogadon Fund Statement of Revenues and Expenditures

For Fiscal Year 2024 as of July 31, 2023
8.33 % OF THE FISCAL YEAR HAS ELAPSED

The monthly financial statements reported this month are not inclusive of all year end entries. The amounts reported this month are subject to change as we finanlize the prior fiscal year and complete the audit.

	Revised Budget	Current Year To Date	Current Year % of Budget
Revenues:			
Goods and Svcs Rev	\$ 732,000	\$ -	0.00%
Misc Revenue	70,000	250	0.36%
Other Sources	241,219	41,911	17.37%
Total Revenues	\$ 1,043,219	\$ 42,161	4.04%

	Revised Budget	Current Year To Date	Current Year % of Budget
Expenditures:			
Personnel Services	\$ 541,400	\$ 19,311	3.57%
Materials & Supplies	246,811	2,542	1.03%
Contractual Services	160,793	14,153	8.80%
Other Costs	91,215	6,060	6.64%
Utility Expense	3,000	96	3.19%
Total Expenditures	\$ 1,043,219	\$ 42,161	4.04%

Net Revenue (Shortfall)	\$ -	\$ -	0.00%
--------------------------------	-------------	-------------	--------------

Cost Recovery **0.59 %**

Hogadon Fund Summary of Cash and Investments

Cash	\$ 8,209
Investments	-
	<u>\$ 8,209</u>


City of Casper, Wyoming
Hogadon Fund Summary of Revenues and Expenditures

For Fiscal Year 2024 as of July 31, 2023

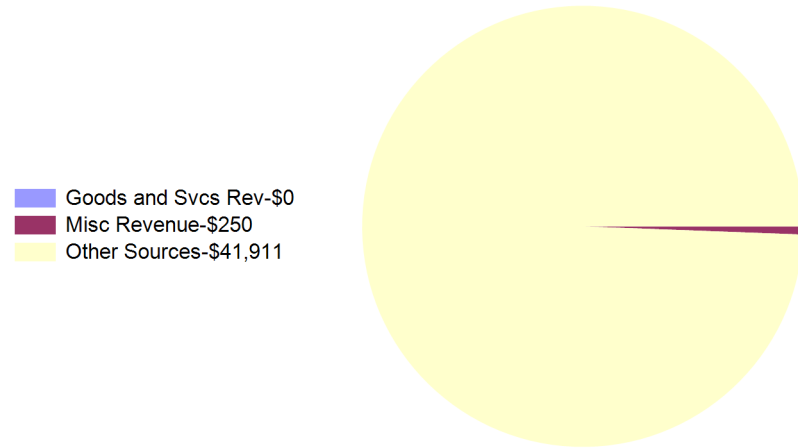
8.33 % OF THE FISCAL YEAR HAS ELAPSED

The monthly financial statements reported this month are not inclusive of all year end entries. The amounts reported this month are subject to change as we finanlize the prior fiscal year and complete the audit.

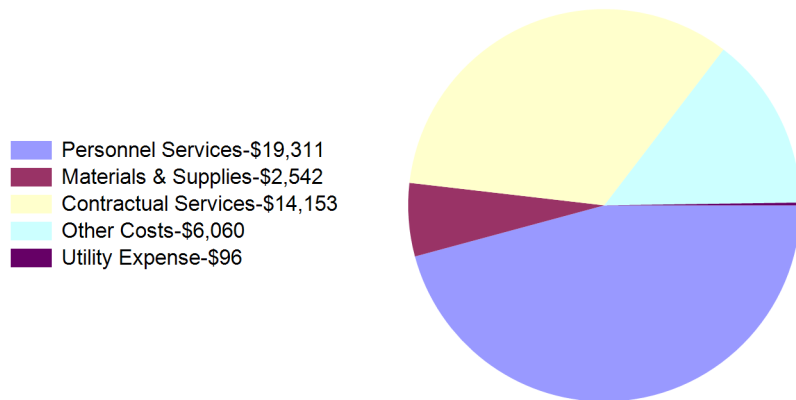
Year To Date Revenues
\$42,161



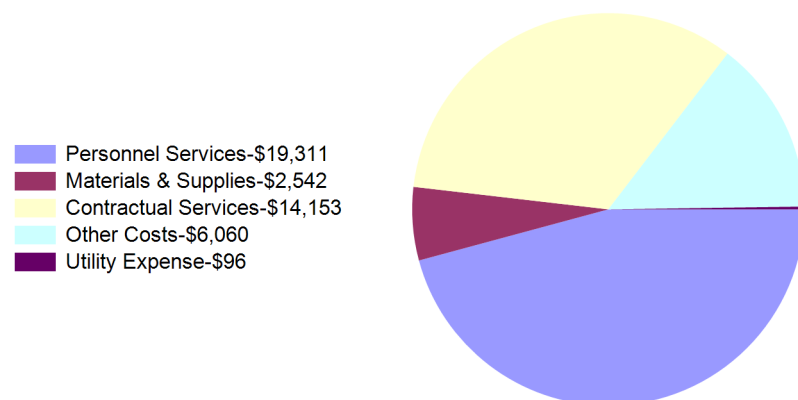
Month To Date Revenues
\$42,161



Year To Date Expenditures
\$42,161



Month To Date Expenditures
\$42,161



The monthly financial statements reported this month are not inclusive of all year end entries. The amounts reported this month are subject to change as we finalize the prior fiscal year and complete the audit.

	Revised Budget	Current Year To Date	Current Year % of Budget
Expenditures:			
Contractual Services	\$ 920,000	\$ -	0.00%
Capital Outlay	-	4,844	
Other Costs	178,544	14,879	8.33%
Total Expenditures	\$ 1,098,544	\$ 19,723	1.80%
Net Revenue (Shortfall)	\$ -	\$ 58,465	5.32%

Ford Wyoming Center Summary of Cash and Investments

Cash	\$	1,176,130
Investments		-
	\$	1,176,130

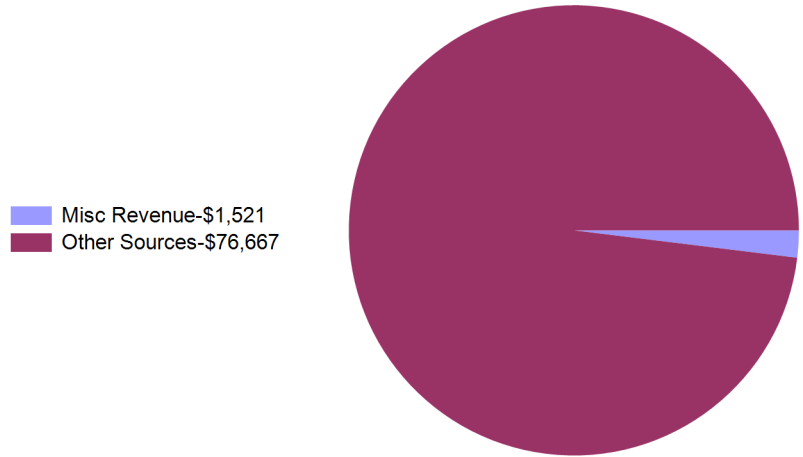
City of Casper, Wyoming
Ford Wyoming Center Summary of Revenues and Expenditures

For Fiscal Year 2024 as of July 31, 2023

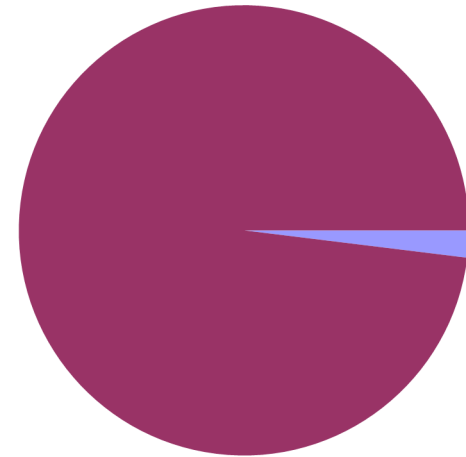
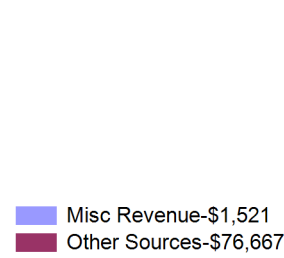
8.33 % OF THE FISCAL YEAR HAS ELAPSED

The monthly financial statements reported this month are not inclusive of all year end entries. The amounts reported this month are subject to change as we finanlize the prior fiscal year and complete the audit.

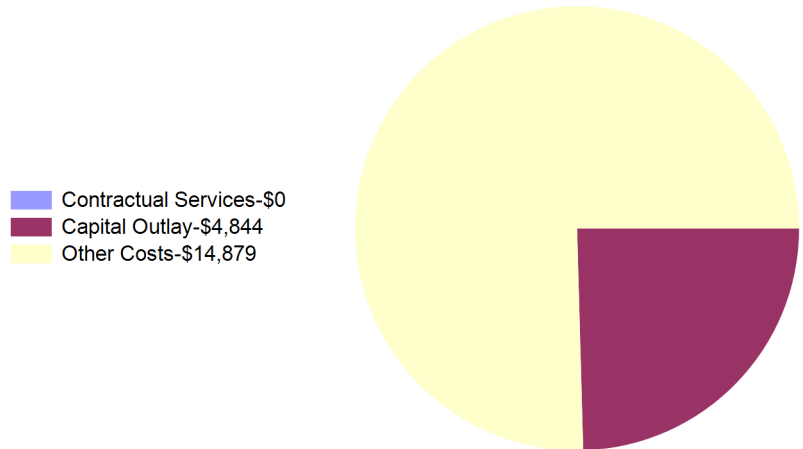
Year To Date Revenues
\$78,188



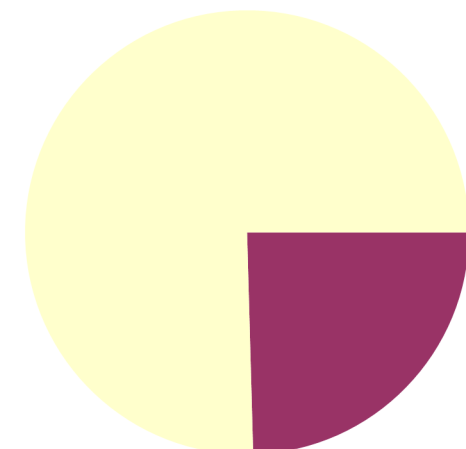
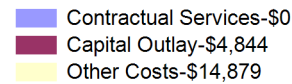
Month To Date Revenues
\$78,188



Year To Date Expenditures
\$19,723



Month To Date Expenditures
\$19,723



City of Casper, Wyoming
Sports & AthleticsStatement of Revenues and Expenditures
For Fiscal Year 2024 as of July 31, 2023
8.33 % OF THE FISCAL YEAR HAS ELAPSED

The monthly financial statements reported this month are not inclusive of all year end entries. The amounts reported this month are subject to change as we finanlize the prior fiscal year and complete the audit.

	Revised Budget	Current Year To Date	Current Year % of Budget
Revenues:			
Goods and Svcs Rev	\$ 278,250	\$ 11,120	4.00%
Misc Revenue	83,850	50	0.06%
Other Sources	740,113	36,295	4.90%
Total Revenues	\$ 1,102,213	\$ 47,465	4.31%
	Revised Budget	Current Year To Date	Current Year % of Budget
Expenditures:			
Personnel Services	\$ 590,998	\$ 24,825	4.20%
Materials & Supplies	199,600	8,675	4.35%
Contractual Services	196,825	5,472	2.78%
Other Costs	66,790	4,849	7.26%
Utility Expense	48,000	3,645	7.59%
Total Expenditures	\$ 1,102,213	\$ 47,465	4.31%
Net Revenue (Shortfall)	\$ -	\$ -	0.00%

Sports & AthleticsSummary of Cash and Investments

Cash	\$ (2,227)
Investments	-
	<u>\$ (2,227)</u>

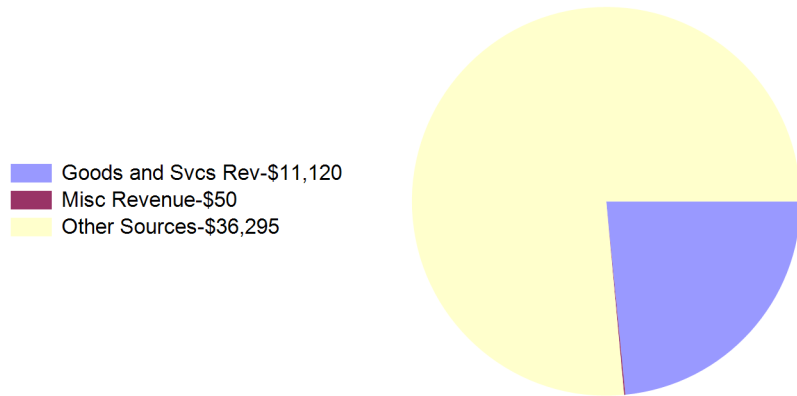
City of Casper, Wyoming
Sports & AthleticsSummary of Revenues and Expenditures

For Fiscal Year 2024 as of July 31, 2023

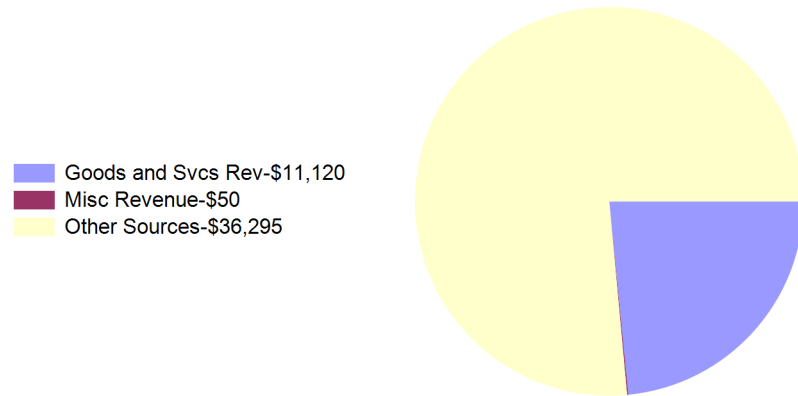
8.33 % OF THE FISCAL YEAR HAS ELAPSED

The monthly financial statements reported this month are not inclusive of all year end entries. The amounts reported this month are subject to change as we finanlize the prior fiscal year and complete the audit.

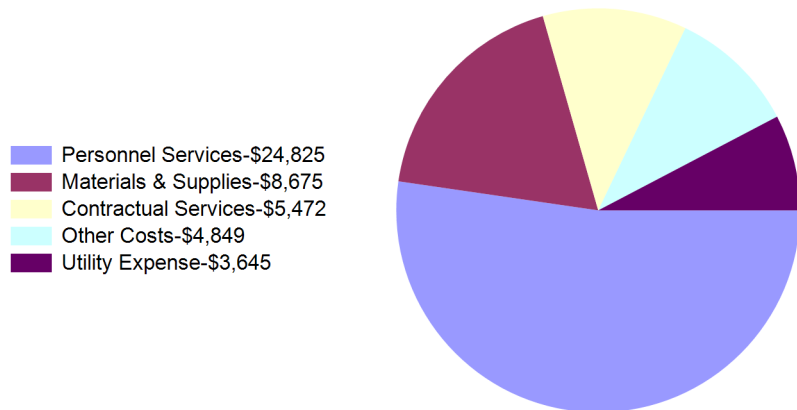
Year To Date Revenues
\$47,465



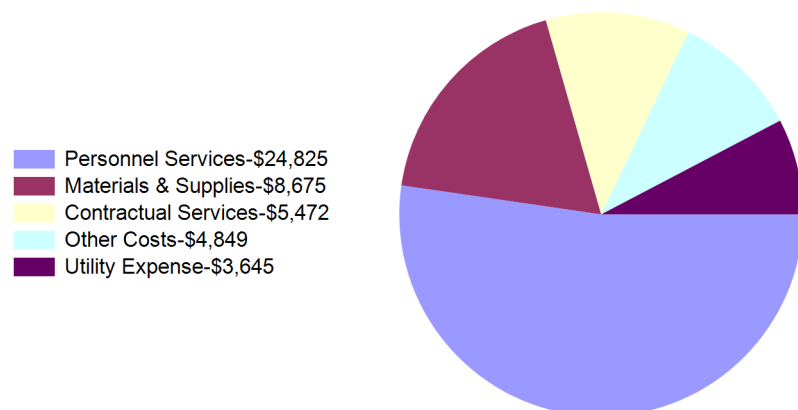
Month To Date Revenues
\$47,465



Year To Date Expenditures
\$47,465



Month To Date Expenditures
\$47,465

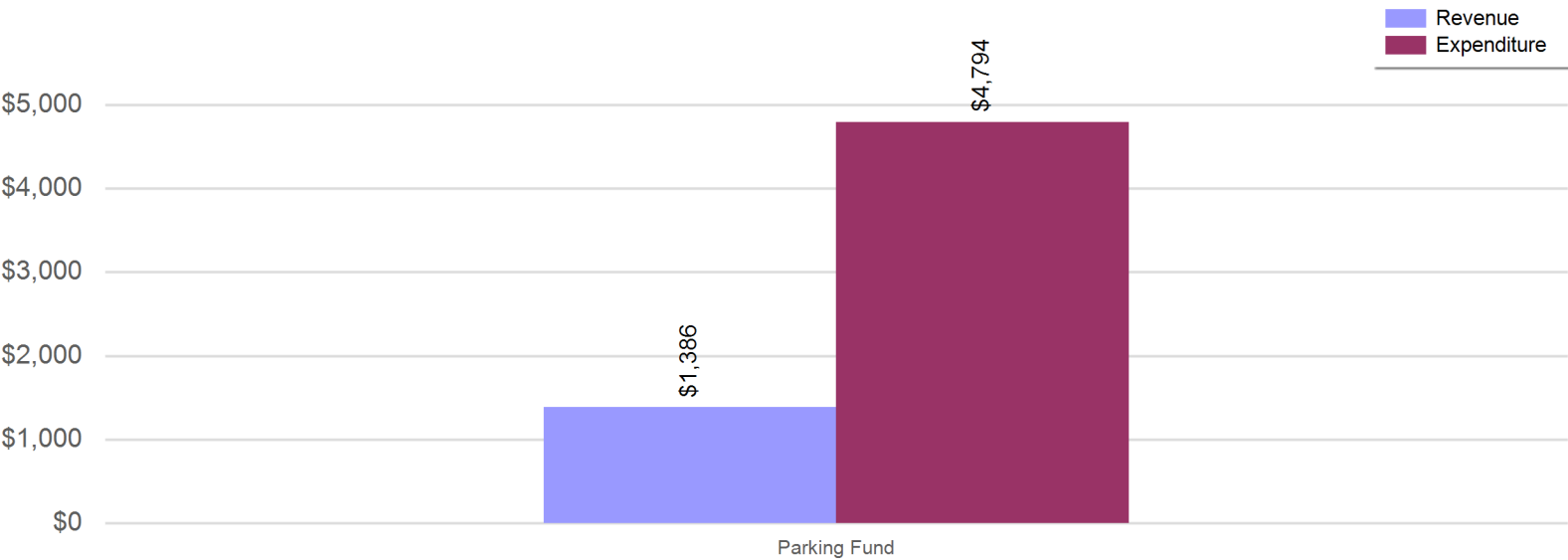


City of Casper, Wyoming
Other Enterprise Funds Balance Sheet
For Fiscal Year 2024 as of July 31, 2023
8.33 % OF THE FISCAL YEAR HAS ELAPSED

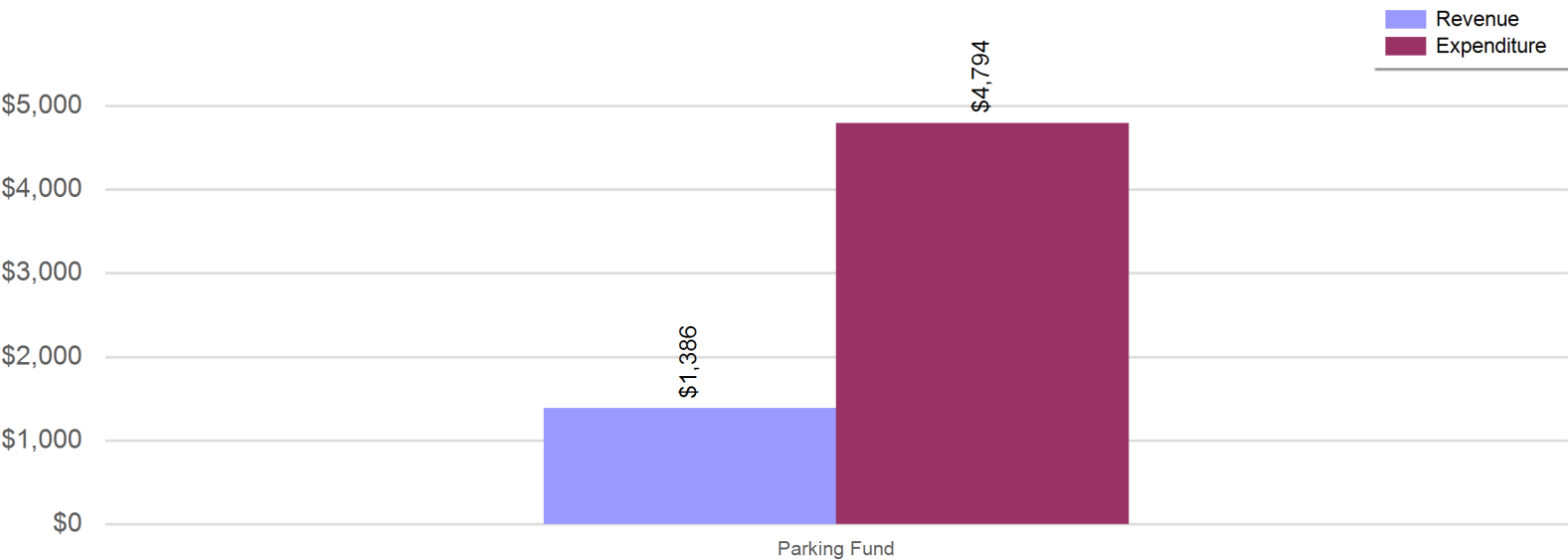
The monthly financial statements reported this month are not inclusive of all year end entries. The amounts reported this month are subject to change as we finanlize the prior fiscal year and complete the audit.

	<u>Parking Fund</u>
ASSETS	
Current Assets	
Cash	\$ 8,479
Investments	120,505
Market Adjustments	(3,280)
Accounts Receivable	965
Lease Receivable - Short Term	12,396
Total Current Assets	<u>139,066</u>
Capital Assets	
Land, Buildings & Improvements	2,981,187
Equipment	55,379
Accumulated Depreciation	(2,145,091)
Total Capital Assets	<u>891,474</u>
Non-Current Assets	
Lease Receivable - Long Term	246,031
Total Assets	<u>\$ 1,276,571</u>
LIABILITIES	
Current Liabilities	
Accounts Payable	\$ -
Total Current Liabilities	<u>-</u>
Total Liabilities	<u>\$ -</u>
DEFERRED INFLOWS OF RESOURCES	
Total Deferred Inflows Of Resources	<u>\$ 252,202</u>
NET POSITION	
Net Investment in Capital Assets	\$ 1,149,901
Unrestricted	(125,533)
Total Net Position	<u>\$ 1,024,369</u>

Other Enterprise Funds YTD Revenue and Expenditure Comparison



Other Enterprise Funds MTD Revenue and Expenditure Comparison



City of Casper, Wyoming
Parking Lots Statement of Revenues and Expenditures
For Fiscal Year 2024 as of July 31, 2023

8.33 % OF THE FISCAL YEAR HAS ELAPSED

The monthly financial statements reported this month are not inclusive of all year end entries. The amounts reported this month are subject to change as we finanlize the prior fiscal year and complete the audit.

	Revised Budget	Current Year To Date	Current Year % of Budget
Revenues:			
Goods and Svcs Rev	\$ 1,500	\$ 325	21.67%
Misc Revenue	16,463	1,061	6.45%
Total Revenues	\$ 17,963	\$ 1,386	7.72%
Expenditures:			
Contractual Services	\$ 42,818	\$ 2,554	5.96%
Capital Outlay	-	-	
Other Costs	26,882	2,240	8.33%
Total Expenditures	\$ 69,700	\$ 4,794	6.88%
Net Revenue (Shortfall)	\$ (51,737)	\$ (3,407)	0.84%

Parking Lots Summary of Cash and Investments

Cash	\$ 8,479
Investments	120,505
	\$ 128,984

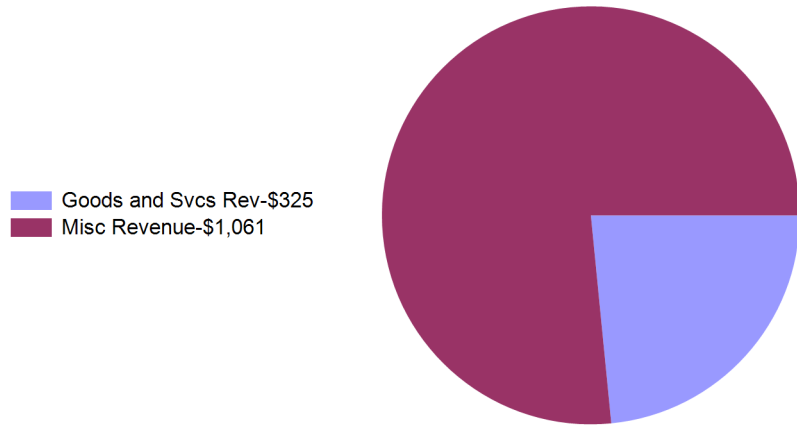
City of Casper, Wyoming
Parking Lots Summary of Revenues and Expenditures

For Fiscal Year 2024 as of July 31, 2023

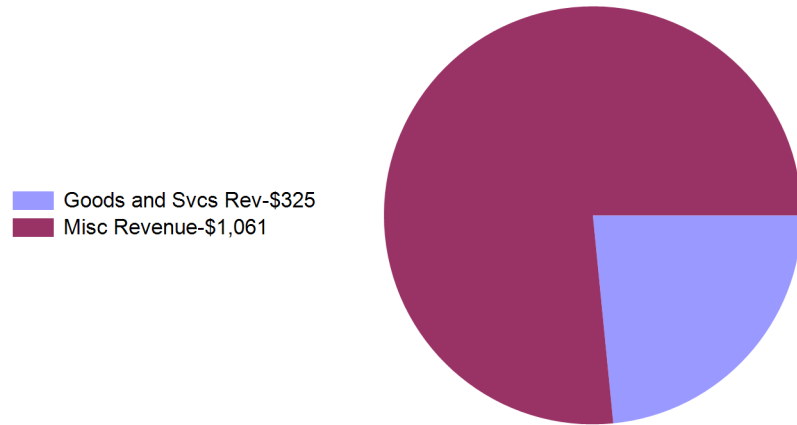
8.33 % OF THE FISCAL YEAR HAS ELAPSED

The monthly financial statements reported this month are not inclusive of all year end entries. The amounts reported this month are subject to change as we finanlize the prior fiscal year and complete the audit.

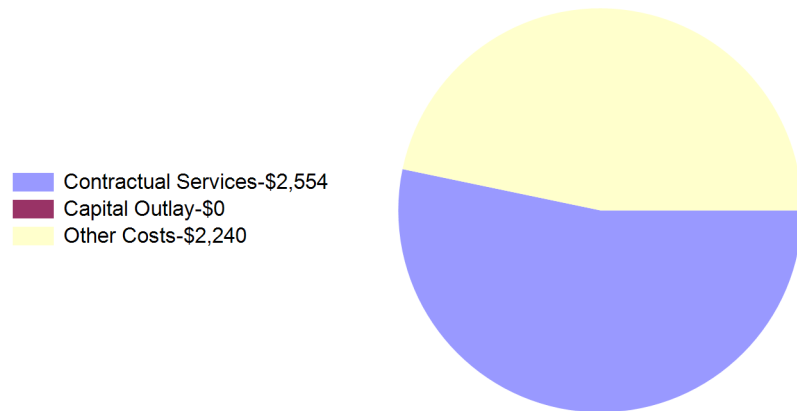
Year To Date Revenues
\$1,386



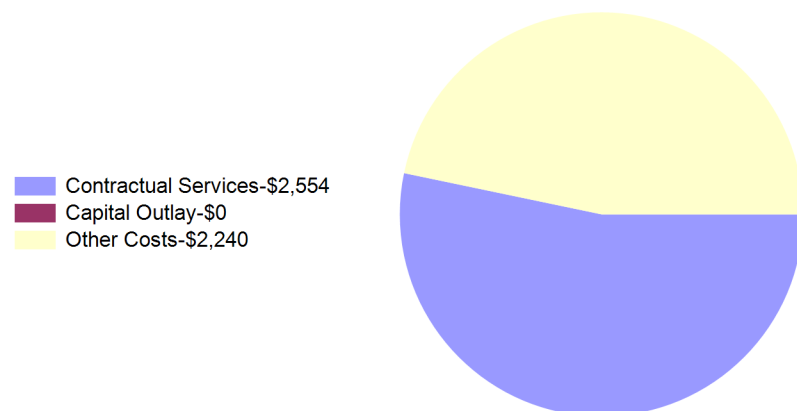
Month To Date Revenues
\$1,386



Year To Date Expenditures
\$4,794



Month To Date Expenditures
\$4,794



City of Casper, Wyoming
Special Revenue Funds Consolidated Balance Sheet
For Fiscal Year 2024 as of July 31, 2023

	Weed & Pest Fund	CDBG Program Fund	Special Fire Assistance Fund	Revolving Land Fund	Police Grants Fund	Public Transit Fund	Metropolitan Planning	Direct Distribution
ASSETS								
Current Assets								
Cash	\$ 38,483	\$ -	\$ 11,537	\$ 123,094	\$ (109,330)	\$ (323,505)	\$ 104,418	\$ (154,444)
Investments	1,172,001			705,735				
Market Adjustments	(31,901)			(19,209)				
Interest Receivable								
Grants Receivable			98,541		85,465	582,566	293,045	
Loans Receivable								
Accounts Receivable	-		-	-	-	6,254	-	
Prepaid Expenses							36,833	
Total Current Assets	<u>1,178,583</u>	<u>-</u>	<u>110,078</u>	<u>809,620</u>	<u>(23,866)</u>	<u>265,314</u>	<u>434,296</u>	<u>(154,444)</u>
Total Assets	<u>\$ 1,178,583</u>	<u>\$ -</u>	<u>\$ 110,078</u>	<u>\$ 809,620</u>	<u>\$ (23,866)</u>	<u>\$ 265,314</u>	<u>\$ 434,296</u>	<u>\$ (154,444)</u>
LIABILITIES								
Current Liabilities								
Accounts Payable	\$ 11,545	\$ -	\$ 88,850	\$ -	\$ 3,897	\$ 266,751	\$ 80,544	\$ 770
Accrued Wages and Benefits Payable	90				-	(1,437)	-	
Interest Payable								
Deferred Revenue						-		
Total Current Liabilities	<u>11,635</u>	<u>-</u>	<u>88,850</u>	<u>-</u>	<u>3,897</u>	<u>265,314</u>	<u>80,544</u>	<u>770</u>
Total Liabilities	<u>\$ 11,635</u>	<u>\$ -</u>	<u>\$ 88,850</u>	<u>\$ -</u>	<u>\$ 3,897</u>	<u>\$ 265,314</u>	<u>\$ 80,544</u>	<u>\$ 770</u>
NET POSITION								
Unrestricted	\$ 1,166,948	\$ -	\$ 21,228	\$ 809,620	\$ (27,763)	\$ -	\$ 353,752	\$ (155,214)
Total Net Position	<u>\$ 1,166,948</u>	<u>\$ -</u>	<u>\$ 21,228</u>	<u>\$ 809,620</u>	<u>\$ (27,763)</u>	<u>\$ -</u>	<u>\$ 353,752</u>	<u>\$ (155,214)</u>

Redevelopment Loan Fund	
----------------------------	--

\$	100,937
----	---------

4,027

164,000

268,964

\$	268,964
----	---------

\$	227
----	-----

4,027

4,254

\$	4,254
----	-------

\$	264,710
----	---------

\$	264,710
----	---------

City of Casper, Wyoming
Special Revenue Funds Funds Revenue and Expenditure Comparison

For Fiscal Year 2024 as of July 31, 2023

8.33 % OF THE FISCAL YEAR HAS ELAPSED

The monthly financial statements reported this month are not inclusive of all year end entries. The amounts reported this month are subject to change as we finanlize the prior fiscal year and complete the audit.

Special Revenue Funds YTD Revenue and Expenditure Comparison



Special Revenue Funds MTD Revenue and Expenditure Comparison



City of Casper, Wyoming
Weed & Pest Fund Statement of Revenues and Expenditures
For Fiscal Year 2024 as of July 31, 2023
8.33 % OF THE FISCAL YEAR HAS ELAPSED

The monthly financial statements reported this month are not inclusive of all year end entries. The amounts reported this month are subject to change as we finanlize the prior fiscal year and complete the audit.

	Revised Budget	Current Year To Date	Current Year % of Budget
Revenues:			
Local Taxes	\$ 912,000	\$ 9,991	1.10%
Misc Revenue	16,331	1,651	10.11%
Total Revenues	\$ 928,331	\$ 11,642	1.25%
	Revised Budget	Current Year To Date	Current Year % of Budget
Expenditures:			
Personnel Services	\$ 332,317	\$ 15,847	4.77%
Materials & Supplies	97,000	15,408	15.88%
Contractual Services	157,185	8,938	5.69%
Capital Outlay	256,505	-	0.00%
Other Costs	9,875	693	7.02%
Utility Expense	4,000	10	0.25%
Total Expenditures	\$ 856,882	\$ 40,896	4.77%
Net Revenue (Shortfall)	\$ 71,449	\$ (29,254)	-3.52%

Weed & Pest Fund Summary of Cash and Investments

Cash	\$ 38,483
Investments	1,172,001
	<u>\$ 1,210,484</u>

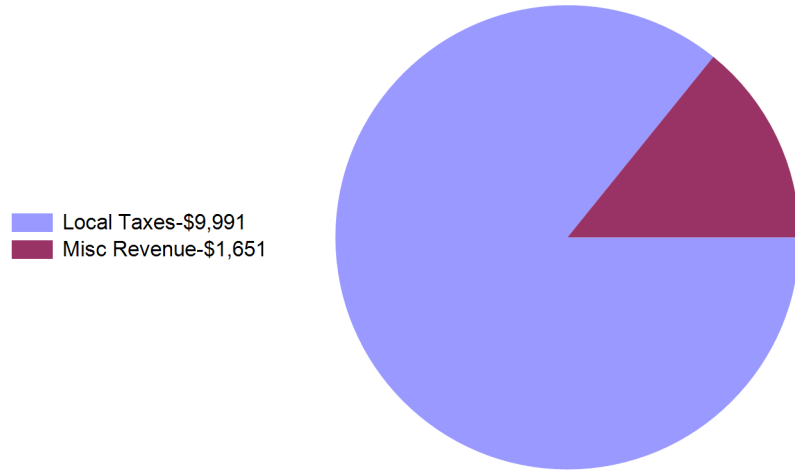
City of Casper, Wyoming
Weed & Pest Fund Summary of Revenues and Expenditures

For Fiscal Year 2024 as of July 31, 2023

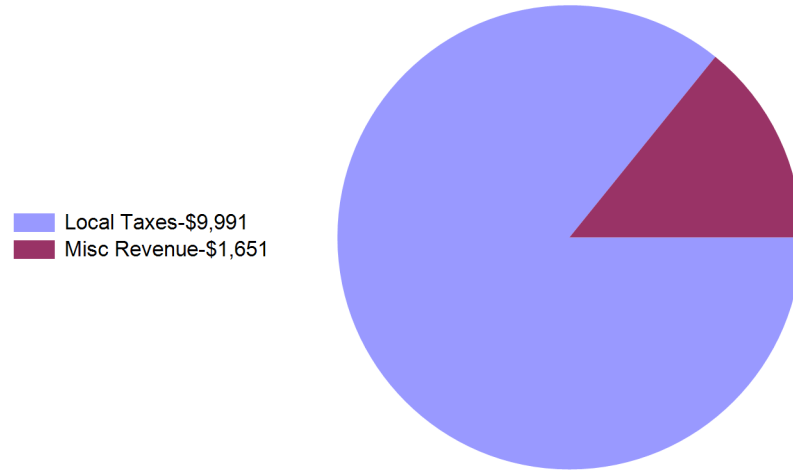
8.33 % OF THE FISCAL YEAR HAS ELAPSED

The monthly financial statements reported this month are not inclusive of all year end entries. The amounts reported this month are subject to change as we finanlize the prior fiscal year and complete the audit.

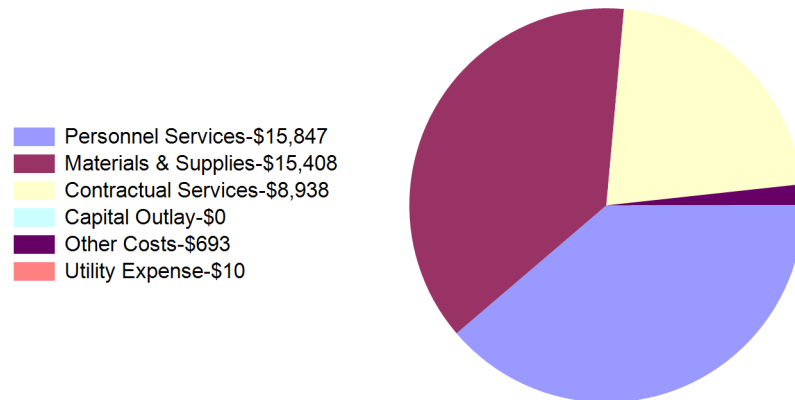
Year To Date Revenues
\$11,642



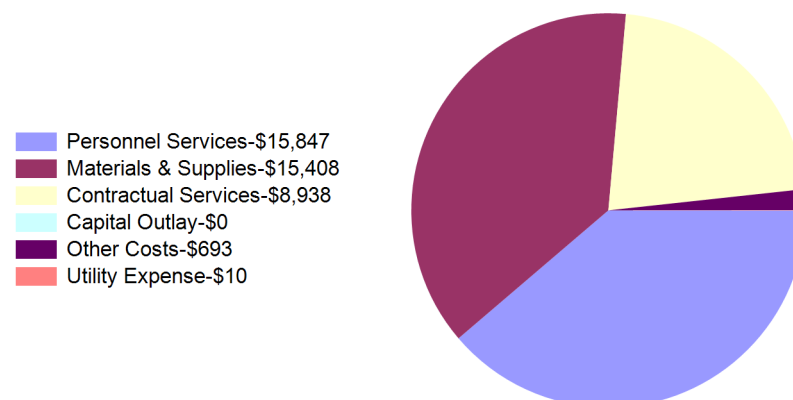
Month To Date Revenues
\$11,642



Year To Date Expenditures
\$40,896



Month To Date Expenditures
\$40,896



The monthly financial statements reported this month are not inclusive of all year end entries. The amounts reported this month are subject to change as we finanlize the prior fiscal year and complete the audit.

City of Casper, Wyoming
CDBG Fund Summary of Revenues and Expenditures
For Fiscal Year 2024 as of July 31, 2023
8.33 % OF THE FISCAL YEAR HAS ELAPSED

The monthly financial statements reported this month are not inclusive of all year end entries. The amounts reported this month are subject to change as we finanlize the prior fiscal

Year To Date Revenues

No Data Available

Month To Date Revenues

No Data Available

Year To Date Expenditures

No Data Available

Month To Date Expenditures

No Data Available

8.33 % OF THE FISCAL YEAR HAS ELAPSED

The monthly financial statements reported this month are not inclusive of all year end entries. The amounts reported this month are subject to change as we finanlize the prior fiscal year and complete the audit.

	Revised Budget	Current Year To Date	Current Year % of Budget
Revenues:			
Intergovernmental	\$ -	\$ 88,850	
Total Revenues	\$ -	\$ 88,850	

	Revised Budget	Current Year To Date	Current Year % of Budget
Expenditures:			
Materials & Supplies	\$ -	\$ 88,850	
Total Expenditures	\$ -	\$ 88,850	#Error
Net Revenue (Shortfall)	\$ -	\$ -	#Error

Special Fire Assistance Fund Summary of Cash and Investments

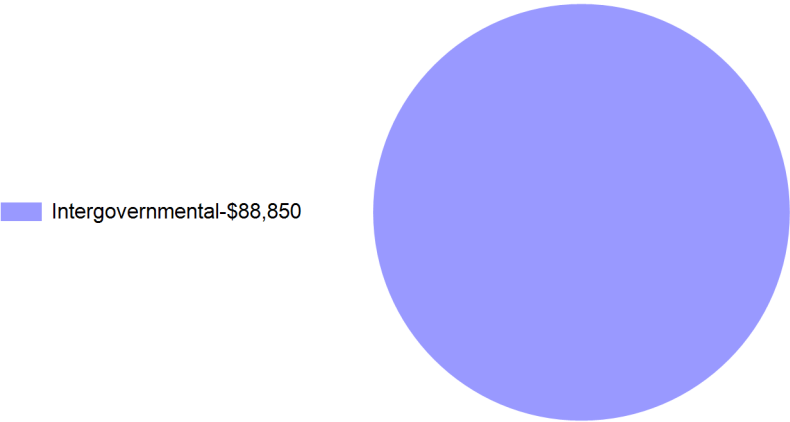
Cash	\$	11,537
Investments		-
	\$	<u>11,537</u>

City of Casper, Wyoming
Special Fire Assistance Fund Summary of Revenues and Expenditures

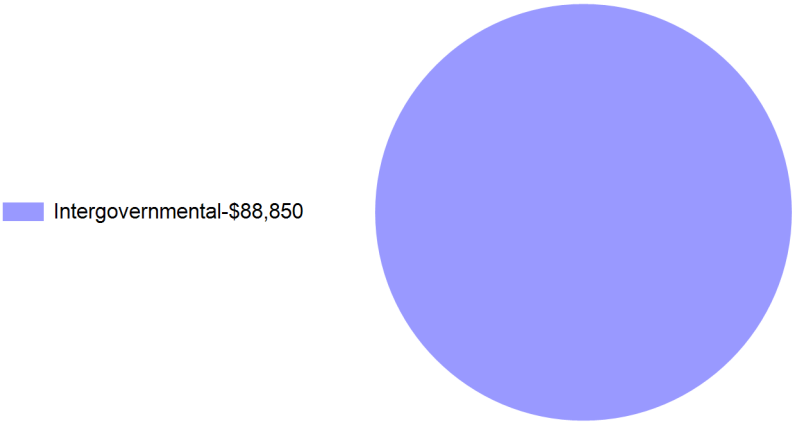
For Fiscal Year 2024 as of July 31, 2023
8.33 % OF THE FISCAL YEAR HAS ELAPSED

The monthly financial statements reported this month are not inclusive of all year end entries. The amounts reported this month are subject to change as we finanlize the prior fiscal year and complete the audit.

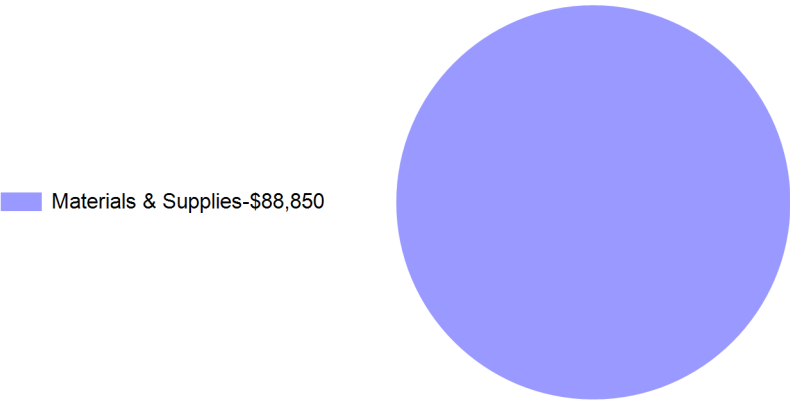
Year To Date Revenues
\$88,850



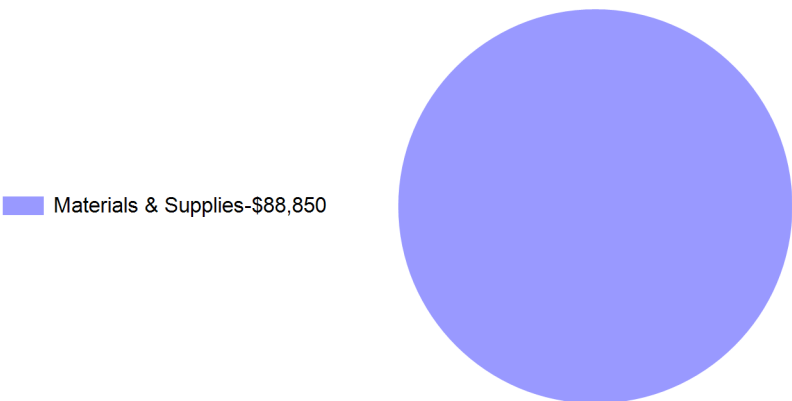
Month To Date Revenues
\$88,850



Year To Date Expenditures
\$88,850



Month To Date Expenditures
\$88,850



8.33 % OF THE FISCAL YEAR HAS ELAPSED

The monthly financial statements reported this month are not inclusive of all year end entries. The amounts reported this month are subject to change as we finanlize the prior fiscal year and complete the audit.

	Revised Budget	Current Year To Date	Current Year % of Budget
Revenues:			
Misc Revenue	\$ 20,777	\$ 1,328	6.39%
Total Revenues	\$ 20,777	\$ 1,328	6.39%
	Revised Budget	Current Year To Date	Current Year % of Budget
Expenditures:			
Contractual Services	\$ 45,849	\$ -	0.00%
Total Expenditures	\$ 45,849	\$ -	0.00%
Net Revenue (Shortfall)	\$ (25,072)	\$ 1,328	6.39%

Revolving Land Fund Summary of Cash and Investments

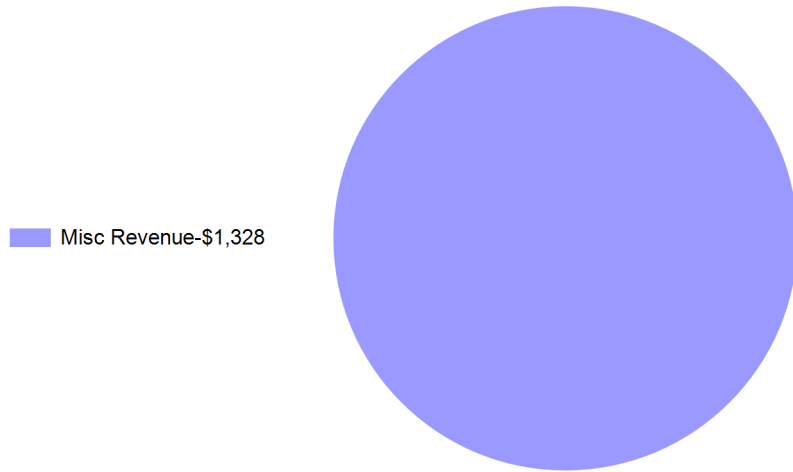
Cash	\$	123,094
Investments		705,735
	\$	<u>828,829</u>

City of Casper, Wyoming
Revolving Land Fund Summary of Revenues and Expenditures

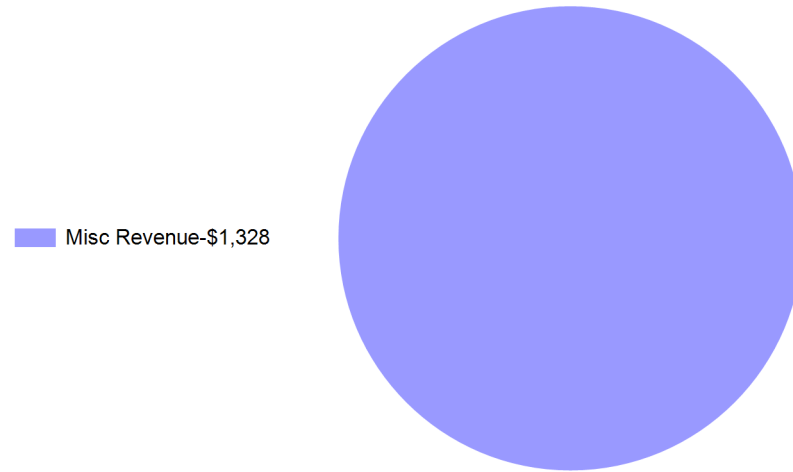
For Fiscal Year 2024 as of July 31, 2023
8.33 % OF THE FISCAL YEAR HAS ELAPSED

The monthly financial statements reported this month are not inclusive of all year end entries. The amounts reported this month are subject to change as we finanlize the prior fiscal year and complete the audit.

Year To Date Revenues
\$1,328



Month To Date Revenues
\$1,328



Year To Date Expenditures
\$0

Contractual Services-\$0

Month To Date Expenditures
\$0

Contractual Services-\$0

City of Casper, Wyoming
Police Grants Fund Statement of Revenues and Expenditures

For Fiscal Year 2024 as of July 31, 2023
8.33 % OF THE FISCAL YEAR HAS ELAPSED

The monthly financial statements reported this month are not inclusive of all year end entries. The amounts reported this month are subject to change as we finanlize the prior fiscal year and complete the audit.

	Revised Budget	Current Year To Date	Current Year % of Budget
Revenues:			
Intergovernmental	\$ 88,399	\$ -	0.00%
Other Sources	25,352	-	0.00%
Total Revenues	\$ 113,751	\$ -	0.00%
Expenditures:			
Personnel Services	\$ 95,143	\$ 4,247	4.46%
Materials & Supplies	4,200	38	0.90%
Contractual Services	8,008	-	0.00%
Other Costs	6,400	-	0.00%
Total Expenditures	\$ 113,751	\$ 4,284	3.77%
Net Revenue (Shortfall)	\$ -	\$ (4,284)	-3.77%

Police Grants Fund Summary of Cash and Investments

Cash	\$ (109,330)
Investments	-
	<u>\$ (109,330)</u>

City of Casper, Wyoming

Police Grants Fund Summary of Revenues and Expenditures

For Fiscal Year 2024 as of July 31, 2023
8.33 % OF THE FISCAL YEAR HAS ELAPSED

The monthly financial statements reported this month are not inclusive of all year end entries. The amounts reported this month are subject to change as we finanlize the prior fiscal year and complete the audit.

Year To Date Revenues
\$0

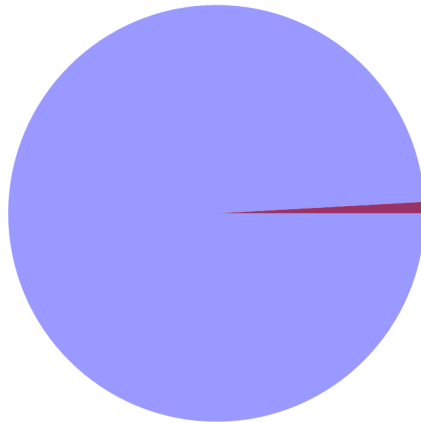
Intergovernmental-\$0
Other Sources-\$0

Month To Date Revenues
\$0

Intergovernmental-\$0
Other Sources-\$0

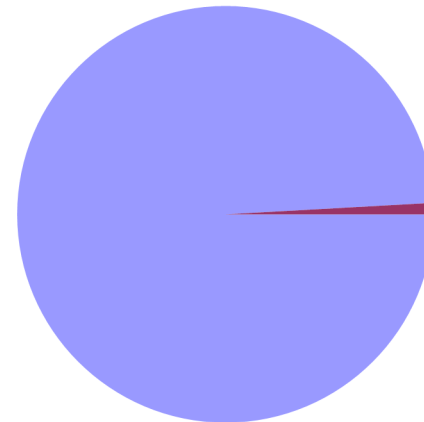
Year To Date Expenditures
\$4,284

Personnel Services-\$4,247
Materials & Supplies-\$38
Contractual Services-\$0
Other Costs-\$0



Month To Date Expenditures
\$4,284

Personnel Services-\$4,247
Materials & Supplies-\$38
Contractual Services-\$0
Other Costs-\$0



City of Casper, Wyoming
Public Transit Fund Statement of Revenues and Expenditures

For Fiscal Year 2024 as of July 31, 2023
8.33 % OF THE FISCAL YEAR HAS ELAPSED

The monthly financial statements reported this month are not inclusive of all year end entries. The amounts reported this month are subject to change as we finanlize the prior fiscal year and complete the audit.

	Revised Budget	Current Year To Date	Current Year % of Budget
Revenues:			
Intergovernmental	\$ 1,798,674	\$ 44,313	2.46%
Goods and Svcs Rev	90,000	5,474	6.08%
Misc Revenue	130,000	-	0.00%
Other Sources	655,575	35,018	5.34%
Total Revenues	\$ 2,674,249	\$ 84,805	3.17%
Expenditures:			
Personnel Services	\$ 1,726,282	\$ 73,799	4.27%
Materials & Supplies	257,830	-	0.00%
Contractual Services	290,164	3,835	1.32%
Capital Outlay	295,000	6,993	2.37%
Other Costs	85,373	-	0.00%
Utility Expense	19,600	178	0.91%
Total Expenditures	\$ 2,674,249	\$ 84,805	3.17%
Net Revenue (Shortfall)	\$ -	\$ -	0.00%

Public Transit Fund Summary of Cash and Investments

Cash	\$ (323,505)
Investments	-
	<u>\$ (323,505)</u>

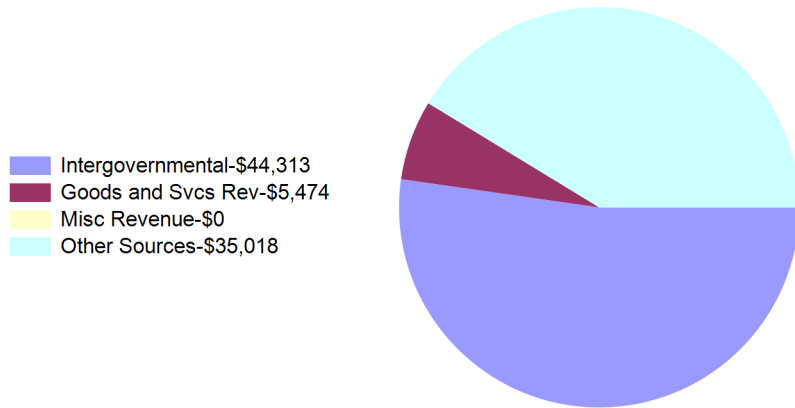
City of Casper, Wyoming

Public Transit Fund Summary of Revenues and Expenditures

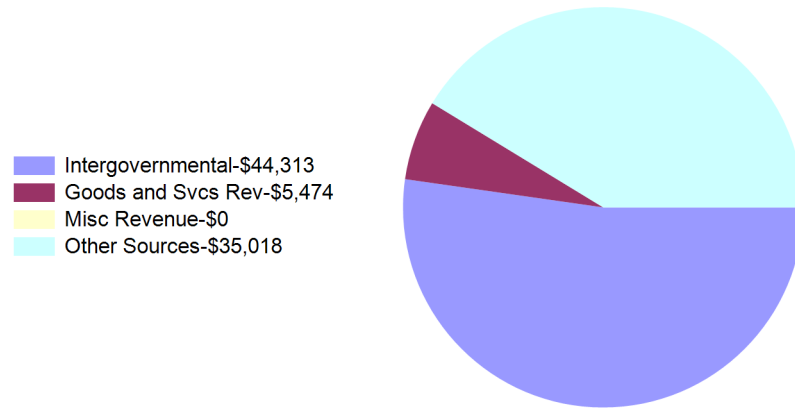
For Fiscal Year 2024 as of July 31, 2023
8.33 % OF THE FISCAL YEAR HAS ELAPSED

The monthly financial statements reported this month are not inclusive of all year end entries. The amounts reported this month are subject to change as we finanlize the prior fiscal year and complete the audit.

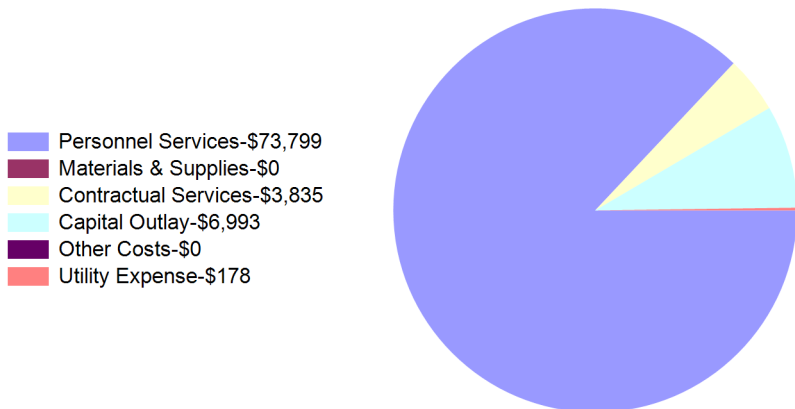
Year To Date Revenues
\$84,805



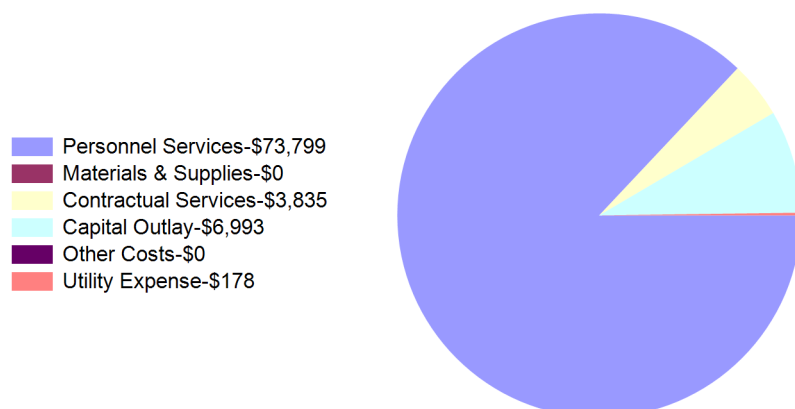
Month To Date Revenues
\$84,805



Year To Date Expenditures
\$84,805



Month To Date Expenditures
\$84,805



City of Casper, Wyoming
Metropolitan Planning Fund Statement of Revenues and Expenditures

For Fiscal Year 2024 as of July 31, 2023
8.33 % OF THE FISCAL YEAR HAS ELAPSED

The monthly financial statements reported this month are not inclusive of all year end entries. The amounts reported this month are subject to change as we finanlize the prior fiscal year and complete the audit.

	Revised Budget	Current Year To Date	Current Year % of Budget
Revenues:			
Intergovernmental	\$ 871,064	\$ 66,189	7.60%
Misc Revenue	24,433	-	0.00%
Other Sources	67,111	5,593	8.33%
Total Revenues	\$ 962,608	\$ 71,781	7.46%
Expenditures:			
Personnel Services	\$ 343,822	\$ 15,217	4.43%
Materials & Supplies	5,000	-	0.00%
Contractual Services	598,786	-	0.00%
Capital Outlay	-	-	
Other Costs	15,000	2,214	14.76%
Total Expenditures	\$ 962,608	\$ 17,431	1.81%
Net Revenue (Shortfall)	\$ -	\$ 54,350	5.65%

Metropolitan Planning Fund Summary of Cash and Investments

Cash	\$ 104,418
Investments	-
	<u>\$ 104,418</u>

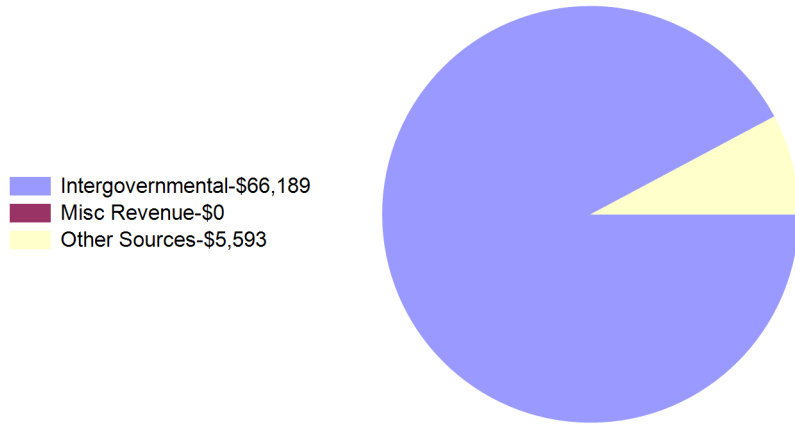
City of Casper, Wyoming

Metropolitan Planning Fund Summary of Revenues and Expenditures

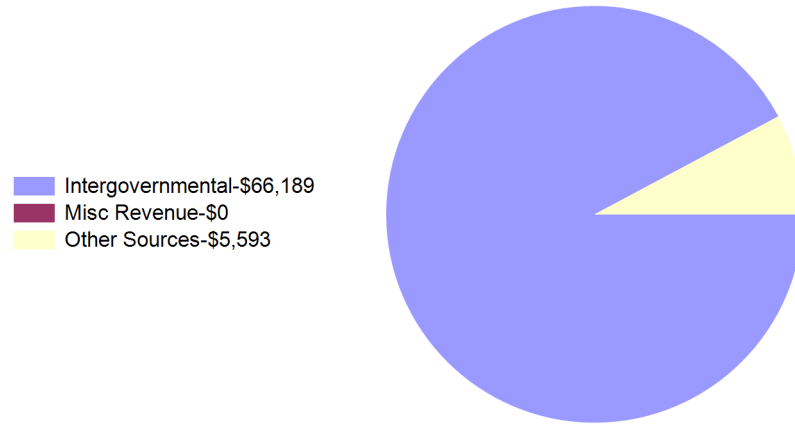
For Fiscal Year 2024 as of July 31, 2023
8.33 % OF THE FISCAL YEAR HAS ELAPSED

The monthly financial statements reported this month are not inclusive of all year end entries. The amounts reported this month are subject to change as we finanlize the prior fiscal year and complete the audit.

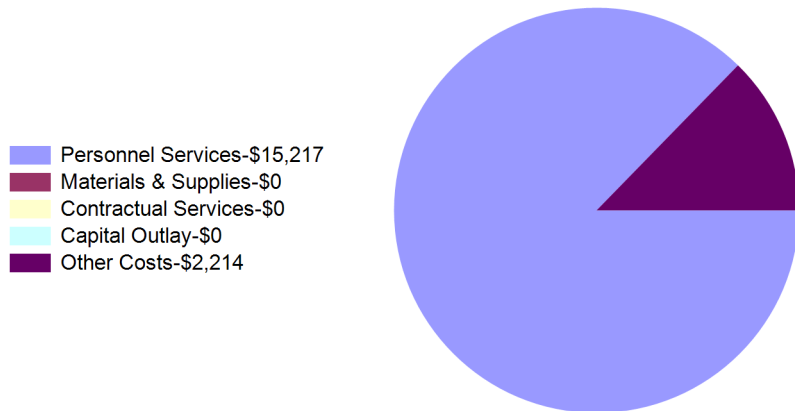
Year To Date Revenues
\$71,781



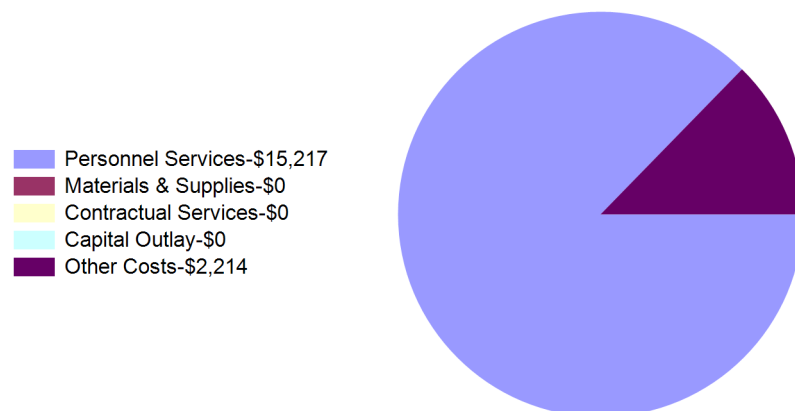
Month To Date Revenues
\$71,781



Year To Date Expenditures
\$17,431



Month To Date Expenditures
\$17,431



City of Casper, Wyoming
Redevelopment Loan Fund Statement of Revenues and Expenditures

For Fiscal Year 2024 as of July 31, 2023
8.33 % OF THE FISCAL YEAR HAS ELAPSED

The monthly financial statements reported this month are not inclusive of all year end entries. The amounts reported this month are subject to change as we finanlize the prior fiscal year and complete the audit.

	Revised Budget	Current Year To Date	Current Year % of Budget
Revenues:			
Other Sources	\$ 59,888	\$ 58,264	97.29%
Total Revenues	\$ 59,888	\$ 58,264	97.29%
	Revised Budget	Current Year To Date	Current Year % of Budget
Expenditures:			
Debt Service	\$ 59,888	\$ 58,264	97.29%
Total Expenditures	\$ 59,888	\$ 58,264	97.29%
Net Revenue (Shortfall)	\$ -	\$ -	0.00%

Redevelopment Loan Fund Summary of Cash and Investments

Cash	\$ 100,937
Investments	-
	<u>\$ 100,937</u>

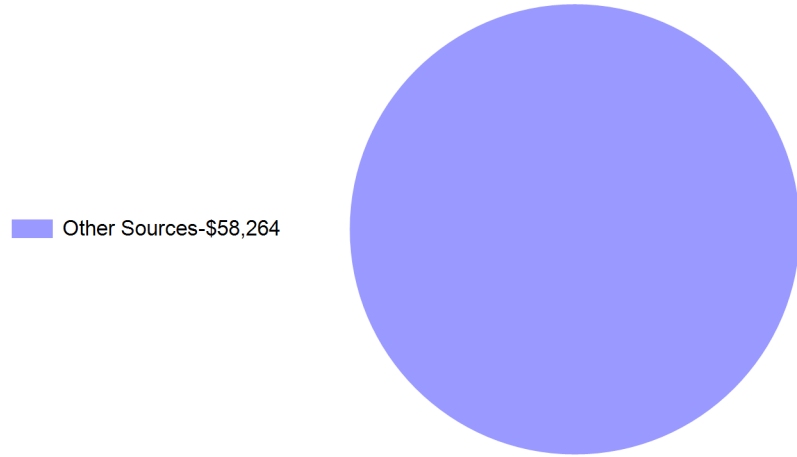
City of Casper, Wyoming

Redevelopment Loan Fund Summary of Revenues and Expenditures

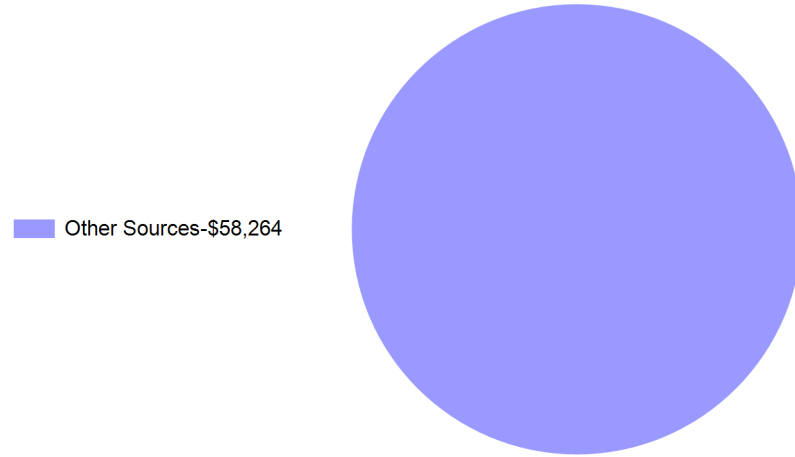
For Fiscal Year 2024 as of July 31, 2023
8.33 % OF THE FISCAL YEAR HAS ELAPSED

The monthly financial statements reported this month are not inclusive of all year end entries. The amounts reported this month are subject to change as we finanlize the prior fiscal year and complete the audit.

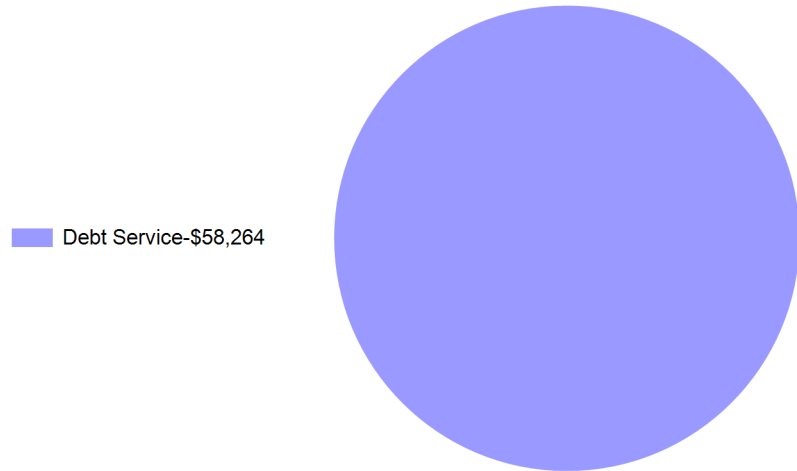
Year To Date Revenues
\$58,264



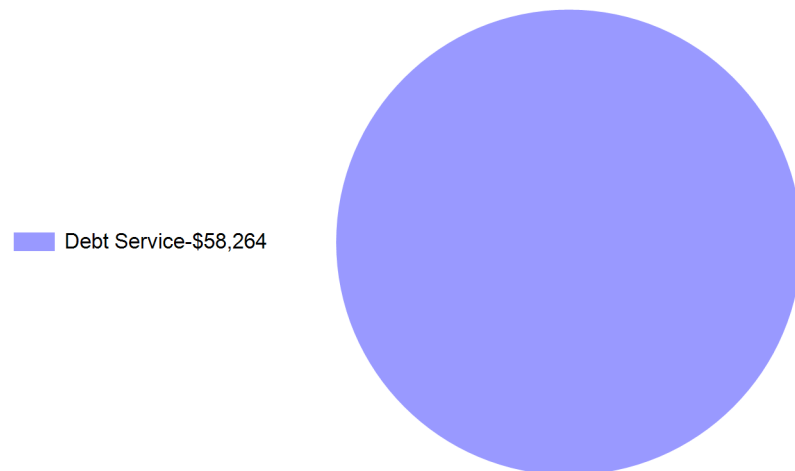
Month To Date Revenues
\$58,264



Year To Date Expenditures
\$58,264



Month To Date Expenditures
\$58,264



City of Casper, Wyoming

Direct Disbursement Fund Statement of Revenues and Expenditures

For Fiscal Year 2024 as of July 31, 2023

8.33 % OF THE FISCAL YEAR HAS ELAPSED

The monthly financial statements reported this month are not inclusive of all year end entries. The amounts reported this month are subject to change as we finanlize the prior fiscal year and complete the audit.

	Revised Budget	Current Year To Date	Current Year % of Budget
Revenues:			
Intergovernmental	\$ 7,212,537	\$ -	0.00%
Total Revenues	<u>\$ 7,212,537</u>	<u>\$ -</u>	<u>0.00%</u>
	Revised Budget	Current Year To Date	Current Year % of Budget
Expenditures:			
Materials & Supplies	\$ 471,037	\$ 8,696	1.85%
Contractual Services	118,450	400	0.34%
Transfers Out	1,901,482	145,348	7.64%
Other Costs	750,000	-	0.00%
Total Expenditures	<u>\$ 3,240,969</u>	<u>\$ 154,444</u>	<u>4.77%</u>
Net Revenue (Shortfall)	\$ 3,971,568	\$ (154,444)	-4.77%

Direct Disbursement Fund Summary of Cash and Investments

Cash	\$ (154,444)
Investments	-
	<u>\$ (154,444)</u>

City of Casper, Wyoming
Direct Disbursement Fund Summary of Revenues and Expenditures

For Fiscal Year 2024 as of July 31, 2023
8.33 % OF THE FISCAL YEAR HAS ELAPSED

The monthly financial statements reported this month are not inclusive of all year end entries. The amounts reported this month are subject to change as we finanlize the prior fiscal year and complete the audit.

Year To Date Revenues
\$0

Month To Date Revenues
\$0

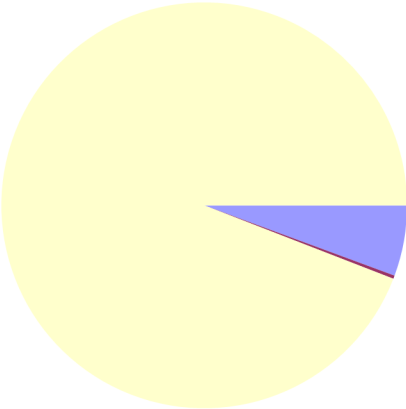
Intergovernmental-\$0

Intergovernmental-\$0

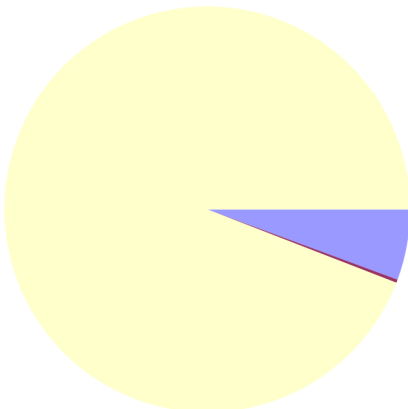
Year To Date Expenditures
\$154,444

Month To Date Expenditures
\$154,444

Materials & Supplies-\$8,696
Contractual Services-\$400
Transfers Out-\$145,348
Other Costs-\$0



Materials & Supplies-\$8,696
Contractual Services-\$400
Transfers Out-\$145,348
Other Costs-\$0



City of Casper, Wyoming
Debt Service Funds Balance Sheet

For Fiscal Year 2024 as of July 31, 2023

8.33 % OF THE FISCAL YEAR HAS ELAPSED

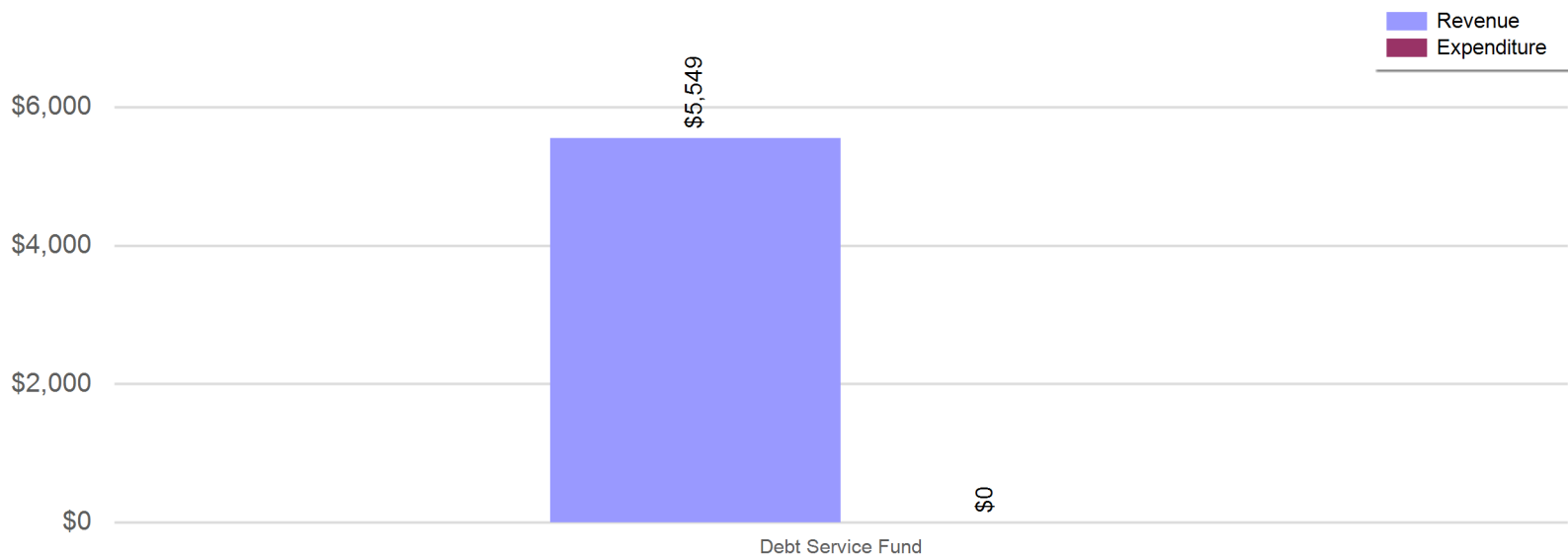
The monthly financial statements reported this month are not inclusive of all year end entries. The amounts reported this month are subject to change as we finanlize the prior fiscal year and complete the audit.

	Debt Service Fund
ASSETS	
Current Assets	
Cash	\$ 79,656
Investments	5,407,175
Market Adjustments	(147,179)
Interest Receivable	9,373
Loans Receivable	94,008
Accounts Receivable	(23,665)
Total Current Assets	5,419,368
Total Assets	\$ 5,419,368
LIABILITIES	
Current Liabilities	
Accounts Payable	\$ -
Deferred Revenue	116,164
Total Current Liabilities	116,164
Total Liabilities	\$ 116,164
NET POSITION	
Unrestricted	\$ 5,303,204
Total Net Position	\$ 5,303,204

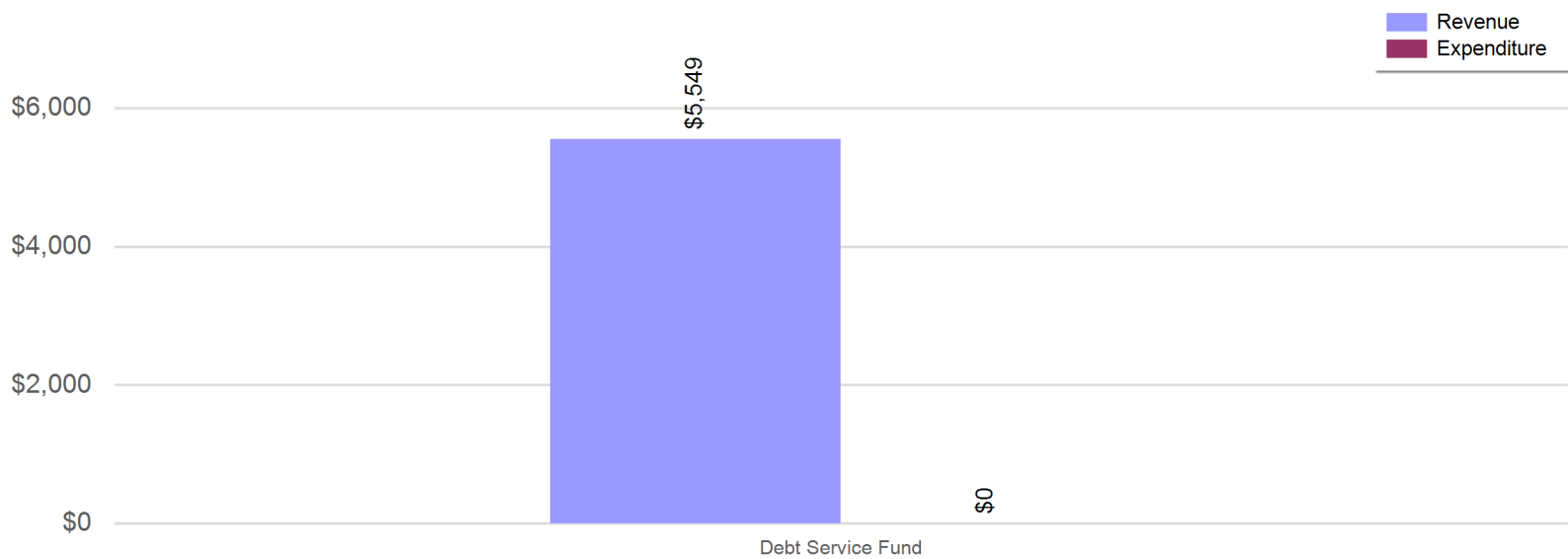
City of Casper, Wyoming
Debt Service Funds Revenue and Expenditure Comparison
For Fiscal Year 2024 as of July 31, 2023
8.33 % OF THE FISCAL YEAR HAS ELAPSED

The monthly financial statements reported this month are not inclusive of all year end entries. The amounts reported this month are subject to change as we finanlize the prior fiscal year and complete the audit.

Debt Service Funds YTD Revenue and Expenditure Comparison



Debt Service Funds MTD Revenue and Expenditure Comparison



City of Casper, Wyoming
Local Assessment District Fund Statement of Revenues and Expenditures

For Fiscal Year 2024 as of July 31, 2023
8.33 % OF THE FISCAL YEAR HAS ELAPSED

The monthly financial statements reported this month are not inclusive of all year end entries. The amounts reported this month are subject to change as we finanlize the prior fiscal year and complete the audit.

	Revised Budget	Current Year To Date	Current Year % of Budget
Revenues:			
Misc Revenue	\$ 71,781	\$ 5,549	7.73%
Total Revenues	\$ 71,781	\$ 5,549	7.73%
	Revised Budget	Current Year To Date	Current Year % of Budget
Expenditures:			
Contractual Services	\$ 3,614	\$ -	0.00%
Debt Service	364,706	-	0.00%
Total Expenditures	\$ 368,320	\$ -	0.00%
Net Revenue (Shortfall)	\$ (296,539)	\$ 5,549	7.73%

Local Assessment District Fund Summary of Cash and Investments

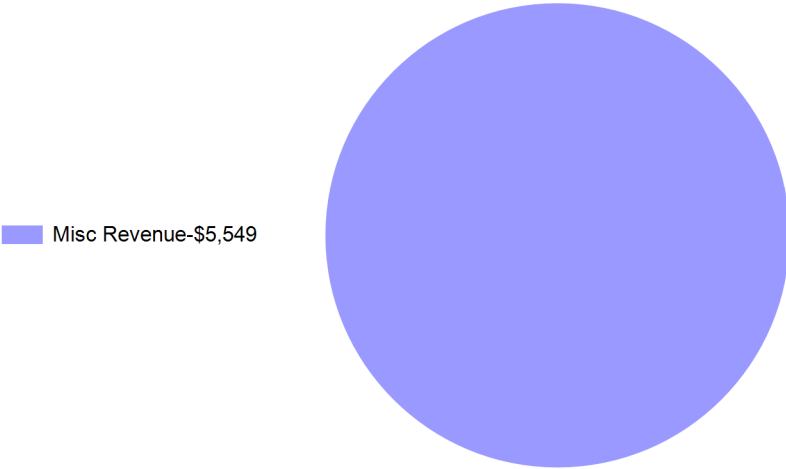
Cash	\$ 79,656
Investments	5,407,175
	<u>\$ 5,486,831</u>

City of Casper, Wyoming
Local Assessment District Fund Summary of Revenues and Expenditures

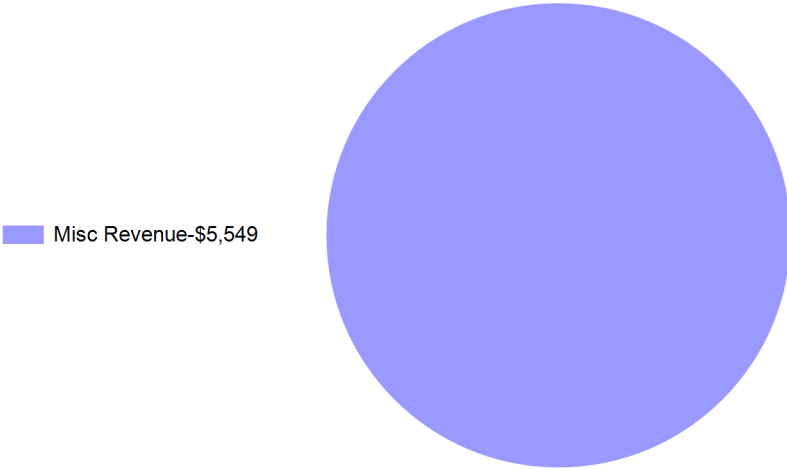
For Fiscal Year 2024 as of July 31, 2023
8.33 % OF THE FISCAL YEAR HAS ELAPSED

The monthly financial statements reported this month are not inclusive of all year end entries. The amounts reported this month are subject to change as we finanlize the prior fiscal year and complete the audit.

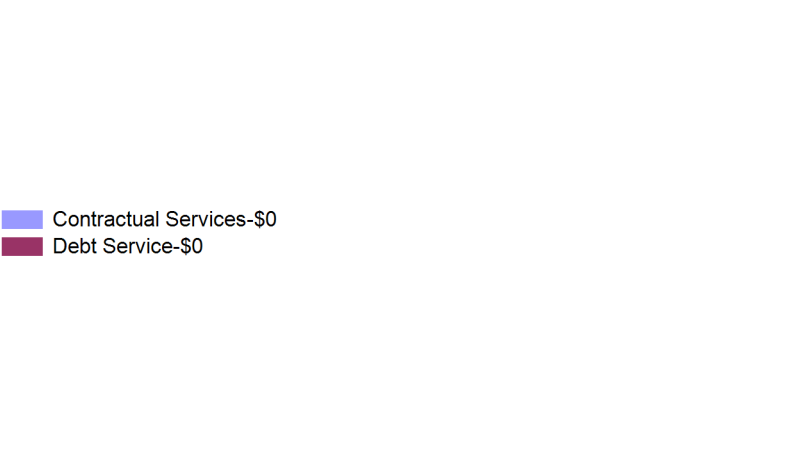
Year To Date Revenues
\$5,549



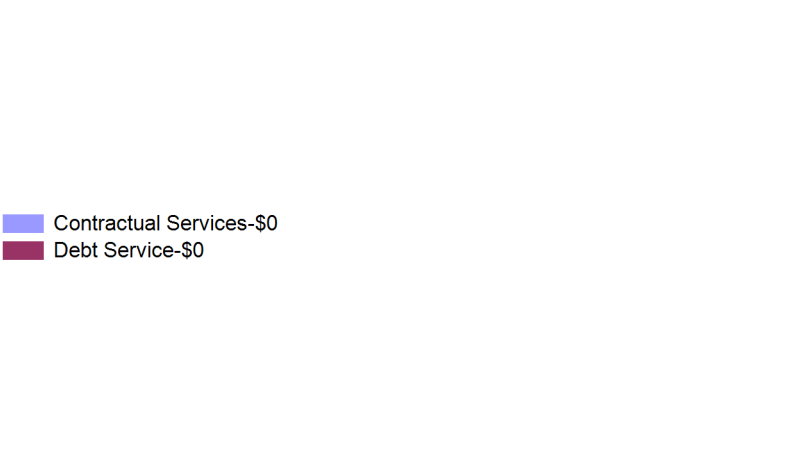
Month To Date Revenues
\$5,549



Year To Date Expenditures
\$0



Month To Date Expenditures
\$0



City of Casper, Wyoming

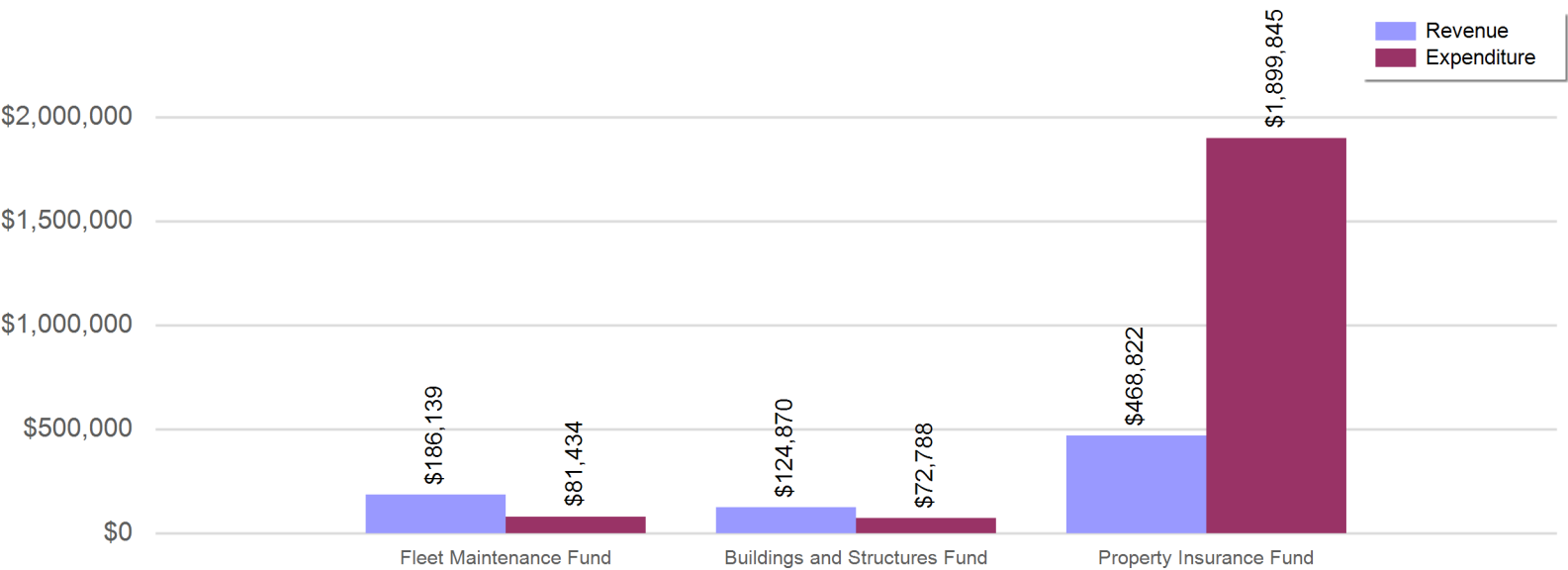
Internal Service Funds Consolidated Balance Sheet

For Fiscal Year 2024 as of July 31, 2023
8.33 % OF THE FISCAL YEAR HAS ELAPSED

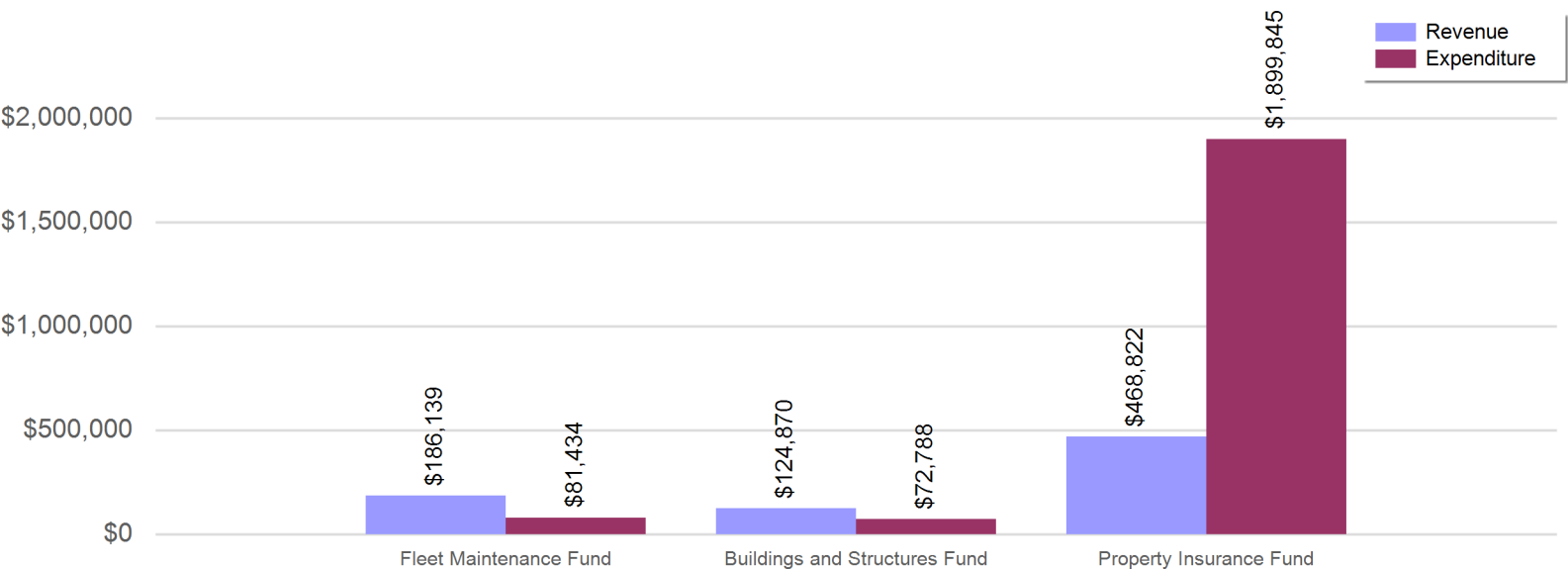
The monthly financial statements reported this month are not inclusive of all year end entries. The amounts reported this month are subject to change as we finanlize the prior fiscal year and complete the audit.

	Fleet Maintenance Fund	Buildings and Structures Fund	Property Insurance Fund
ASSETS			
Current Assets			
Cash	\$ 241,201	\$ 607,536	\$ 818,358
Inventory	127,778		
Accounts Receivable	28,835	2,136	27,034
Prepaid Expenses			-
Total Current Assets	<u>397,814</u>	<u>609,672</u>	<u>845,392</u>
Capital Assets			
Equipment	589,674	199,618	
Accumulated Depreciation	(586,975)	(191,367)	
Total Capital Assets	<u>2,699</u>	<u>8,251</u>	
Total Assets	<u>\$ 400,513</u>	<u>\$ 617,923</u>	<u>\$ 845,392</u>
DEFERRED OUTFLOWS OF RESOURCES			
Total Deferred Outflows Of Resources	<u>\$ 115,632</u>	<u>\$ 79,347</u>	<u>\$ 43,063</u>
LIABILITIES			
Current Liabilities			
Accounts Payable	\$ 98,786	\$ 41,893	\$ 1,881,399
Accrued Wages and Benefits Payable	-	(5)	(13)
Total Current Liabilities	<u>98,786</u>	<u>41,888</u>	<u>1,881,386</u>
Non-Current Liabilities			
Accrued Comp ABS	39,163	30,809	9,492
Net Pension Liability	443,722	304,485	165,248
Net OPEB Liability	-	-	-
Total Non-Current Liabilities	<u>482,885</u>	<u>335,295</u>	<u>174,740</u>
Total Liabilities	<u>\$ 581,671</u>	<u>\$ 377,183</u>	<u>\$ 2,056,126</u>
DEFERRED INFLOWS OF RESOURCES			
Total Deferred Inflows Of Resources	<u>\$ 339,770</u>	<u>\$ 233,153</u>	<u>\$ 126,535</u>
NET POSITION			
Net Investment in Capital Assets	\$ 2,699	\$ 8,251	
Unrestricted	(407,996)	78,684	(1,294,206)
Total Net Position	<u>\$ (405,297)</u>	<u>\$ 86,935</u>	<u>\$ (1,294,206)</u>

Internal Service Funds YTD Revenue and Expenditure Comparison



Internal Service Funds MTD Revenue and Expenditure Comparison



City of Casper, Wyoming
Fleet Maintenance Fund Statement of Revenues and Expenditures

For Fiscal Year 2024 as of July 31, 2023
8.33 % OF THE FISCAL YEAR HAS ELAPSED

The monthly financial statements reported this month are not inclusive of all year end entries. The amounts reported this month are subject to change as we finanlize the prior fiscal year and complete the audit.

	Revised Budget	Current Year To Date	Current Year % of Budget
Revenues:			
Goods and Svcs Rev	\$ 2,888,818	\$ 100,652	3.48%
Misc Revenue	1,140,000	85,488	7.50%
Total Revenues	<u>\$ 4,028,818</u>	<u>\$ 186,139</u>	<u>4.62%</u>
Expenditures:			
Personnel Services	\$ 1,019,276	\$ 39,476	3.87%
Materials & Supplies	2,075,175	1,706	0.08%
Contractual Services	676,056	28,882	4.27%
Capital Outlay	95,000	-	0.00%
Other Costs	134,511	10,876	8.09%
Utility Expense	28,800	494	1.71%
Total Expenditures	<u>\$ 4,028,818</u>	<u>\$ 81,434</u>	<u>2.02%</u>
Net Revenue (Shortfall)	\$ -	\$ 104,705	2.60%

Fleet Maintenance Fund Summary of Cash and Investments

Cash	\$ 241,201
Investments	-
	<u>\$ 241,201</u>

City of Casper, Wyoming

Fleet Maintenance Fund Summary of Revenues and Expenditures

For Fiscal Year 2024 as of July 31, 2023
8.33 % OF THE FISCAL YEAR HAS ELAPSED

The monthly financial statements reported this month are not inclusive of all year end entries. The amounts reported this month are subject to change as we finanlize the prior fiscal year and complete the audit.


Year To Date Revenues
\$186,139



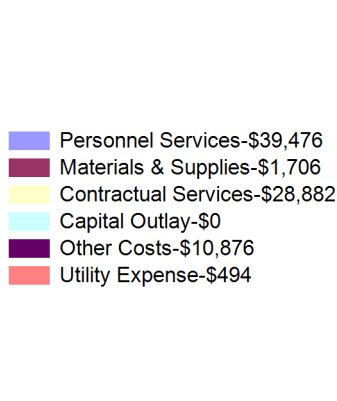
Month To Date Revenues
\$186,139



Year To Date Expenditures
\$81,434



Month To Date Expenditures
\$81,434



City of Casper, Wyoming
Buildings & Structures Fund Statement of Revenues and Expenditures

For Fiscal Year 2024 as of July 31, 2023
8.33 % OF THE FISCAL YEAR HAS ELAPSED

The monthly financial statements reported this month are not inclusive of all year end entries. The amounts reported this month are subject to change as we finanlize the prior fiscal year and complete the audit.

	Revised Budget	Current Year To Date	Current Year % of Budget
Revenues:			
Goods and Svcs Rev	\$ 1,561,390	\$ 124,076	7.95%
Misc Revenue	9,470	794	8.38%
Other Sources	10,210	-	0.00%
Total Revenues	\$ 1,581,070	\$ 124,870	7.90%
	Revised Budget	Current Year To Date	Current Year % of Budget
Expenditures:			
Personnel Services	\$ 1,052,825	\$ 44,112	4.19%
Materials & Supplies	356,409	17,782	4.99%
Contractual Services	136,581	8,894	6.51%
Other Costs	33,069	1,922	5.81%
Utility Expense	2,186	78	3.57%
Total Expenditures	\$ 1,581,070	\$ 72,788	4.60%
Net Revenue (Shortfall)	\$ -	\$ 52,082	3.29%

Buildings & Structures Fund Summary of Cash and Investments

Cash	\$ 607,536
Investments	-
	<u>\$ 607,536</u>

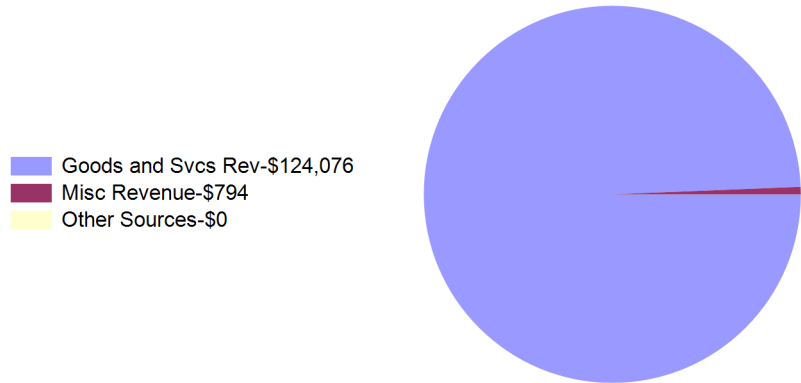
City of Casper, Wyoming

Buildings & Structures Fund Summary of Revenues and Expenditures

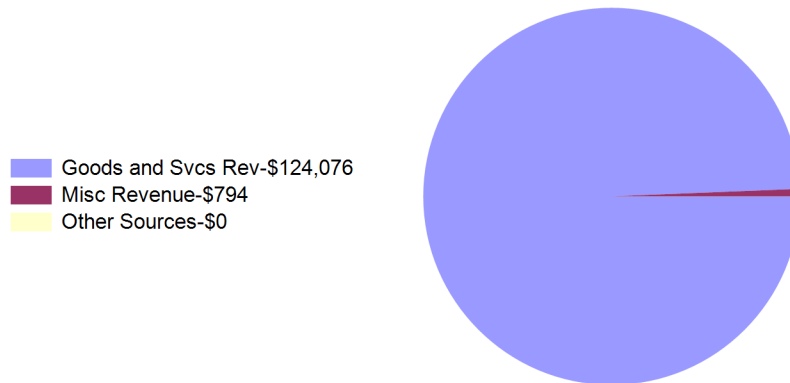
For Fiscal Year 2024 as of July 31, 2023
8.33 % OF THE FISCAL YEAR HAS ELAPSED

The monthly financial statements reported this month are not inclusive of all year end entries. The amounts reported this month are subject to change as we finanlize the prior fiscal year and complete the audit.

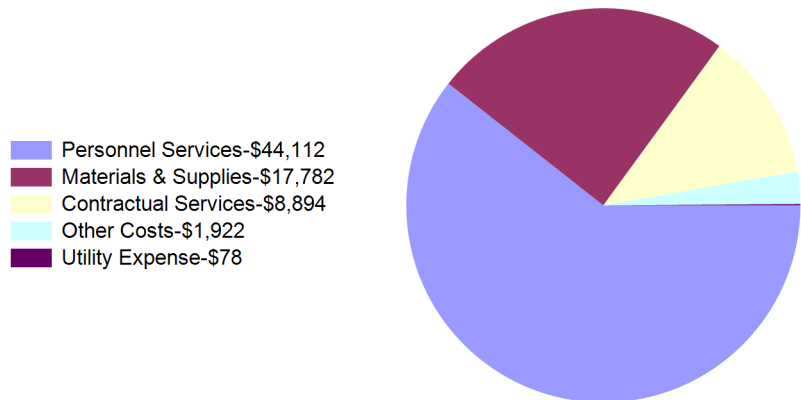
Year To Date Revenues
\$124,870



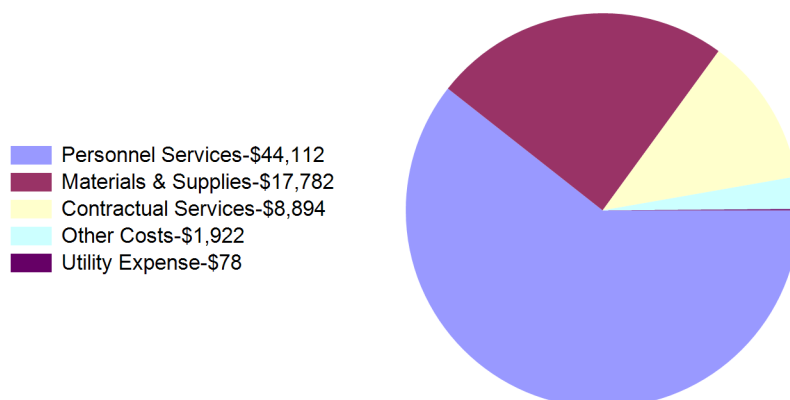
Month To Date Revenues
\$124,870



Year To Date Expenditures
\$72,788



Month To Date Expenditures
\$72,788



City of Casper, Wyoming
Property Insurance Fund Statement of Revenues and Expenditures

For Fiscal Year 2024 as of July 31, 2023
8.33 % OF THE FISCAL YEAR HAS ELAPSED

The monthly financial statements reported this month are not inclusive of all year end entries. The amounts reported this month are subject to change as we finanlize the prior fiscal year and complete the audit.

	Revised Budget	Current Year To Date	Current Year % of Budget
Revenues:			
Intergovernmental	\$ 10,000	\$ -	0.00%
Goods and Svcs Rev	2,926,053	238,598	8.15%
Misc Revenue	409,000	230,224	56.29%
Total Revenues	\$ 3,345,053	\$ 468,822	14.02%
	Revised Budget	Current Year To Date	Current Year % of Budget
Expenditures:			
Personnel Services	\$ 367,069	\$ 16,293	4.44%
Materials & Supplies	317,200	7,407	2.34%
Contractual Services	103,822	6,734	6.49%
Capital Outlay	500,000	-	0.00%
Other Costs	1,868,863	1,869,394	100.03%
Utility Expense	2,150	17	0.78%
Total Expenditures	\$ 3,159,104	\$ 1,899,845	60.14%
Net Revenue (Shortfall)	\$ 185,949	\$ (1,431,023)	-46.12%

Property Insurance Fund Summary of Cash and Investments

Cash	\$ 818,358
Investments	-
	<u>\$ 818,358</u>

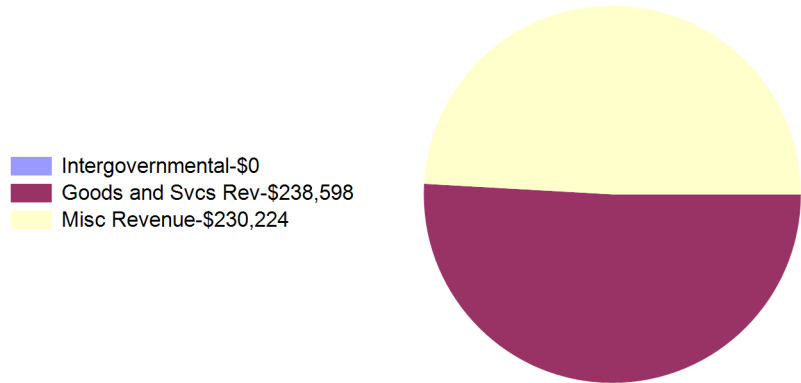
City of Casper, Wyoming

Property Insurance Fund Summary of Revenues and Expenditures

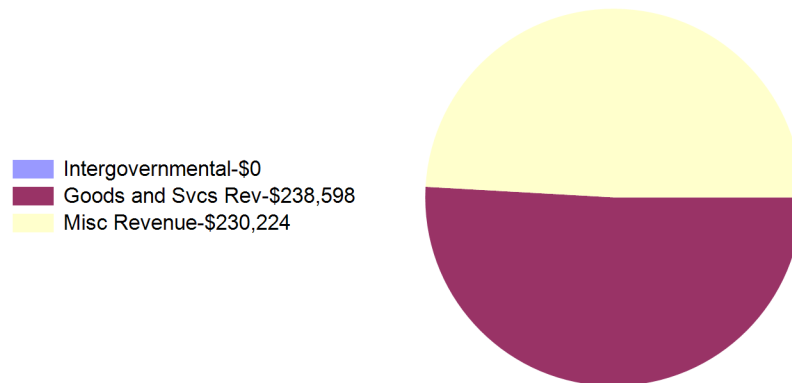
For Fiscal Year 2024 as of July 31, 2023
8.33 % OF THE FISCAL YEAR HAS ELAPSED

The monthly financial statements reported this month are not inclusive of all year end entries. The amounts reported this month are subject to change as we finanlize the prior fiscal year and complete the audit.

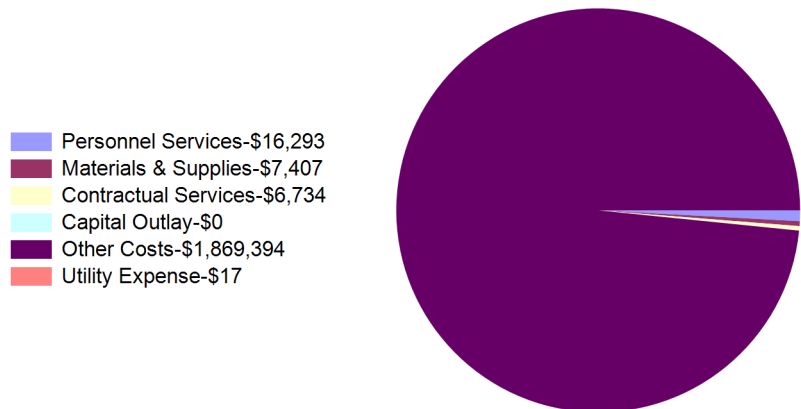
Year To Date Revenues
\$468,822



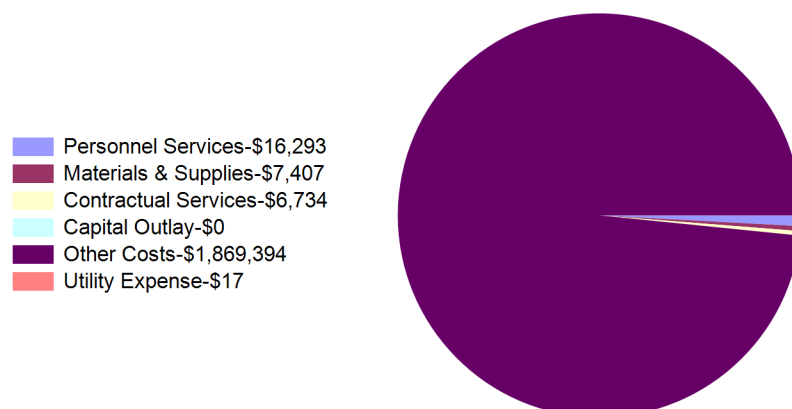
Month To Date Revenues
\$468,822



Year To Date Expenditures
\$1,899,845



Month To Date Expenditures
\$1,899,845



City of Casper, Wyoming

Trust & Agency Funds Consolidated Balance Sheet

For Fiscal Year 2024 as of July 31, 2023

8.33 % OF THE FISCAL YEAR HAS ELAPSED

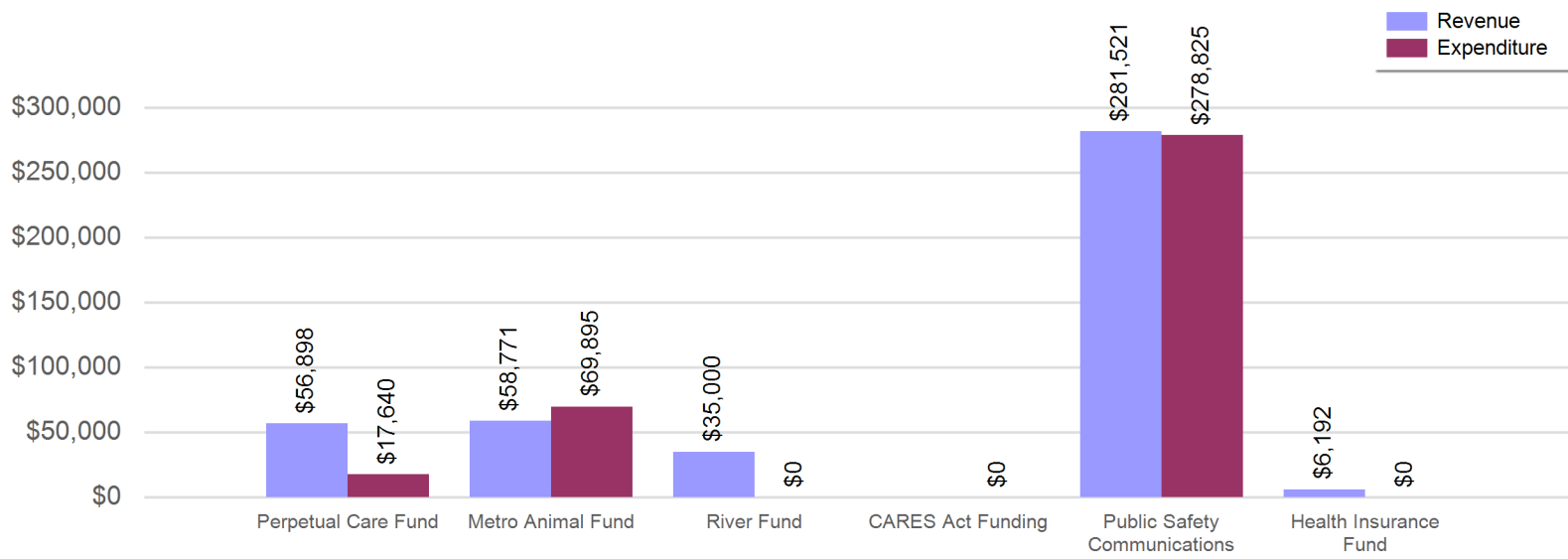
The monthly financial statements reported this month are not inclusive of all year end entries. The amounts reported this month are subject to change as we finanlize the prior fiscal year and complete the audit.

	Perpetual Care Fund	Metro Animal Fund	River Fund	CARES Act Funding	Public Safety Communications	Health Insurance Fund
ASSETS						
Current Assets						
Cash	\$ 185,774	\$ 100,768	\$ 200,504	\$ 62,664	\$ 798,714	\$ 23,998
Investments	30,273,254	867,810	2,527,681	12,157,707		3,240,148
Market Adjustments	(823,992)	(23,621)		-		(88,192)
Loans Receivable	316,765					
Accounts Receivable	-	25,355	-		171,718	
Prepaid Expenses					29,009	
Total Current Assets	<u>29,951,800</u>	<u>970,312</u>	<u>2,728,185</u>	<u>12,220,371</u>	<u>999,441</u>	<u>3,175,954</u>
Total Assets	<u>\$ 29,951,800</u>	<u>\$ 970,312</u>	<u>\$ 2,728,185</u>	<u>\$ 12,220,371</u>	<u>\$ 999,441</u>	<u>\$ 3,175,954</u>
LIABILITIES						
Current Liabilities						
Accounts Payable	\$ -	\$ 65,869	\$ 22,668	\$ -	\$ 196,909	\$ 65,246
Accrued Wages and Benefits Payable		24	-	-	14,005	
Deferred Revenue			223,000	1,115,446		
Total Current Liabilities	<u>-</u>	<u>65,893</u>	<u>245,668</u>	<u>1,115,446</u>	<u>210,914</u>	<u>65,246</u>
Total Liabilities	<u>\$ -</u>	<u>\$ 65,893</u>	<u>\$ 245,668</u>	<u>\$ 1,115,446</u>	<u>\$ 210,914</u>	<u>\$ 65,246</u>
NET POSITION						
Unrestricted	\$ 29,951,800	\$ 904,419	\$ 2,482,517	\$ 11,104,924	\$ 788,527	\$ 3,110,708
Total Net Position	<u>\$ 29,951,800</u>	<u>\$ 904,419</u>	<u>\$ 2,482,517</u>	<u>\$ 11,104,924</u>	<u>\$ 788,527</u>	<u>\$ 3,110,708</u>

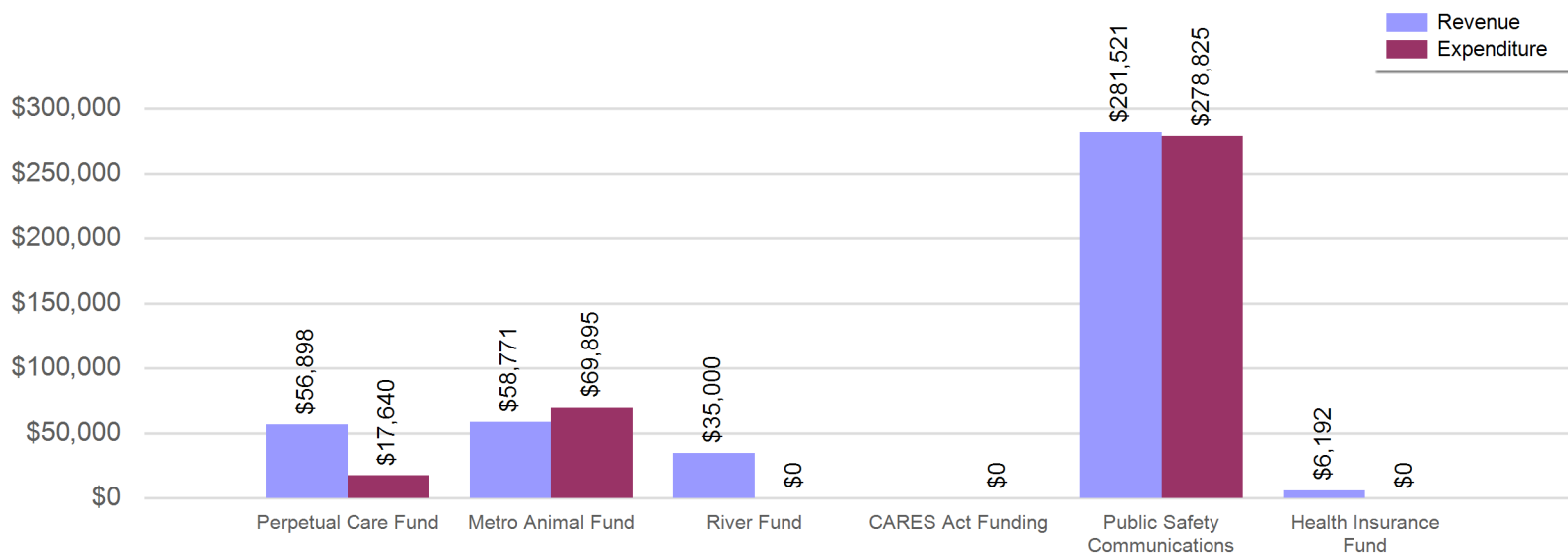
City of Casper, Wyoming
Trust & Agency Funds Revenue and Expenditure Comparison
For Fiscal Year 2024 as of July 31, 2023
8.33 % OF THE FISCAL YEAR HAS ELAPSED

The monthly financial statements reported this month are not inclusive of all year end entries. The amounts reported this month are subject to change as we finanlize the prior fiscal year and complete the audit.

Trust & Agency Funds YTD Revenue and Expenditure Comparison



Trust & Agency Funds MTD Revenue and Expenditure Comparison



City of Casper, Wyoming

Perpetual Care Fund Statement of Revenues and Expenditures

For Fiscal Year 2024 as of July 31, 2023

8.33 % OF THE FISCAL YEAR HAS ELAPSED

The monthly financial statements reported this month are not inclusive of all year end entries. The amounts reported this month are subject to change as we finanlize the prior fiscal year and complete the audit.

	Revised Budget	Current Year To Date	Current Year % of Budget
Revenues:			
Misc Revenue	\$ 697,527	\$ 55,517	7.96%
Other Sources	8,528	1,381	16.20%
Total Revenues	\$ 706,055	\$ 56,898	8.06%

	Revised Budget	Current Year To Date	Current Year % of Budget
Expenditures:			
Contractual Services	\$ 35,123	\$ -	0.00%
Transfers Out	2,809,034	17,640	0.63%
Total Expenditures	\$ 2,844,157	\$ 17,640	0.62%
Net Revenue (Shortfall)	\$ (2,138,102)	\$ 39,258	7.44%

Perpetual Care Fund Summary of Cash and Investments

Cash	\$ 185,774
Investments	30,273,254
	<u>\$ 30,459,027</u>

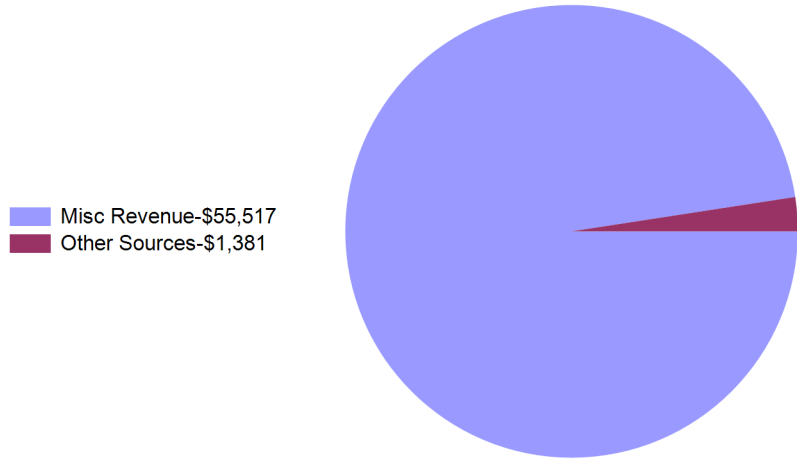
City of Casper, Wyoming

Perpetual Care Fund Summary of Revenues and Expenditures

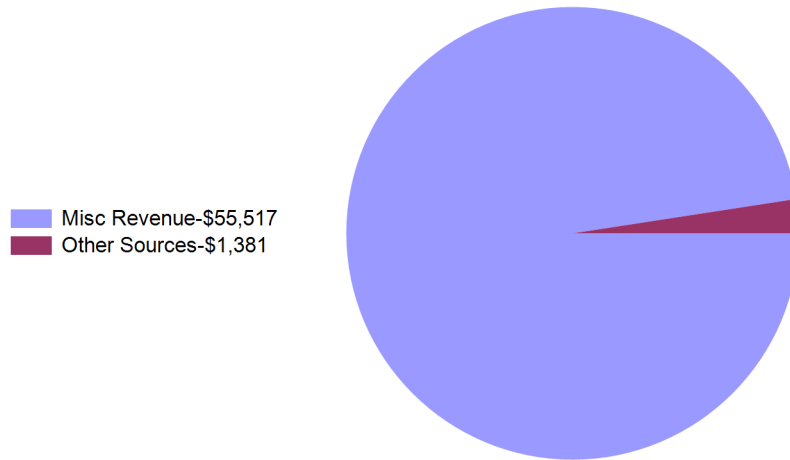
For Fiscal Year 2024 as of July 31, 2023
8.33 % OF THE FISCAL YEAR HAS ELAPSED

The monthly financial statements reported this month are not inclusive of all year end entries. The amounts reported this month are subject to change as we finanlize the prior fiscal year and complete the audit.

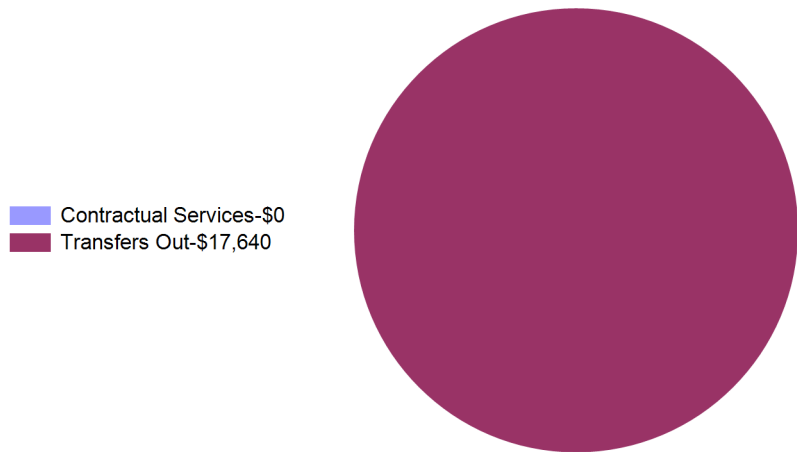
Year To Date Revenues
\$56,898



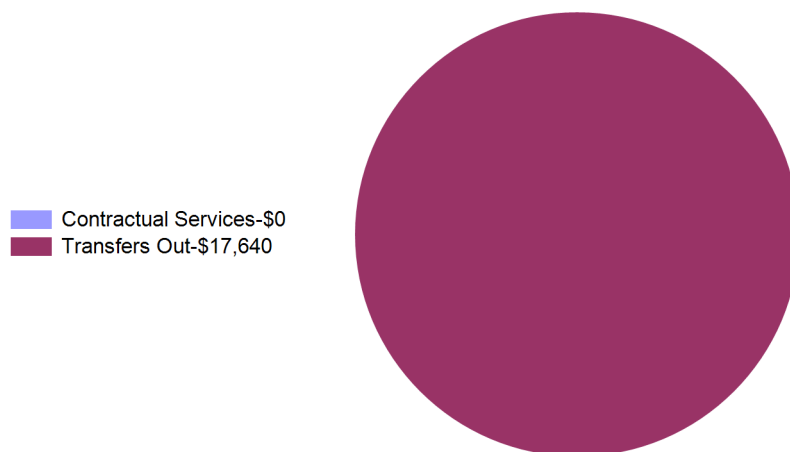
Month To Date Revenues
\$56,898



Year To Date Expenditures
\$17,640



Month To Date Expenditures
\$17,640



City of Casper, Wyoming

Metro Fund Statement of Revenues and Expenditures

For Fiscal Year 2024 as of July 31, 2023
8.33 % OF THE FISCAL YEAR HAS ELAPSED

The monthly financial statements reported this month are not inclusive of all year end entries. The amounts reported this month are subject to change as we finanlize the prior fiscal year and complete the audit.

	Revised Budget	Current Year To Date	Current Year % of Budget
--	----------------	----------------------	--------------------------

Revenues:			
Licences and Permits	\$ 5,000	\$ 215	4.30%
Intergovernmental	287,610	13,884	4.83%
Goods and Svcs Rev	31,000	424	1.37%
Misc Revenue	25,912	2,146	8.28%
Other Sources	1,103,261	42,103	3.82%
Total Revenues	\$ 1,452,783	\$ 58,771	4.05%

	Revised Budget	Current Year To Date	Current Year % of Budget
--	----------------	----------------------	--------------------------

Expenditures:			
Personnel Services	\$ 853,744	\$ 41,074	4.81%
Materials & Supplies	186,210	7,463	4.01%
Contractual Services	129,896	5,057	3.89%
Capital Outlay	219,467	-	0.00%
Transfers Out	125,671	11,292	8.99%
Other Costs	64,047	4,437	6.93%
Utility Expense	16,000	572	3.57%
Total Expenditures	\$ 1,595,035	\$ 69,895	4.38%

Net Revenue (Shortfall)	\$ (142,252)	\$ (11,123)	-0.34%
--------------------------------	---------------------	--------------------	---------------

Metro Fund Summary of Cash and Investments

Cash	\$ 100,768
Investments	867,810
	\$ 968,578

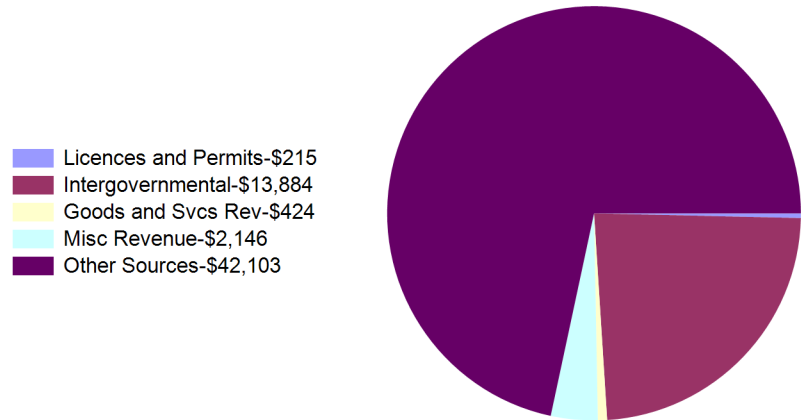
City of Casper, Wyoming

Metro Fund Summary of Revenues and Expenditures

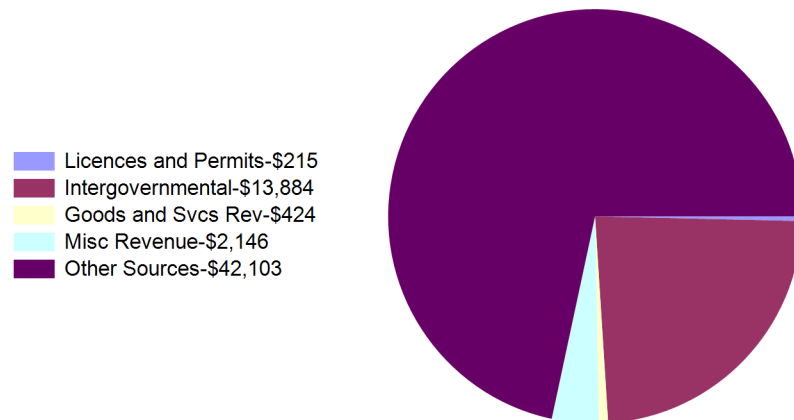
For Fiscal Year 2024 as of July 31, 2023
8.33 % OF THE FISCAL YEAR HAS ELAPSED

The monthly financial statements reported this month are not inclusive of all year end entries. The amounts reported this month are subject to change as we finanlize the prior fiscal year and complete the audit.

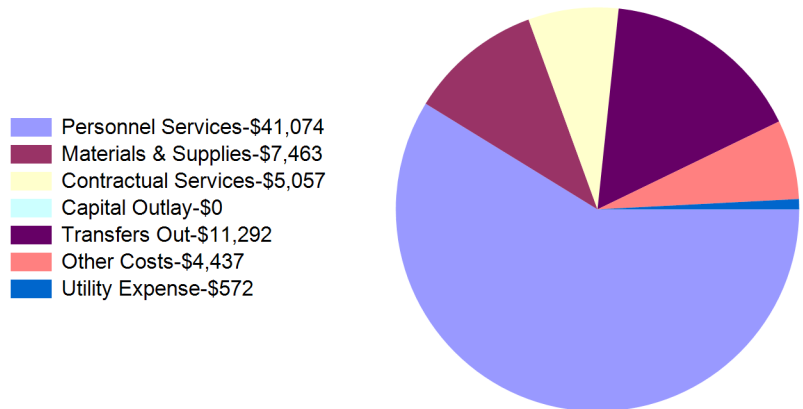
Year To Date Revenues
\$58,771



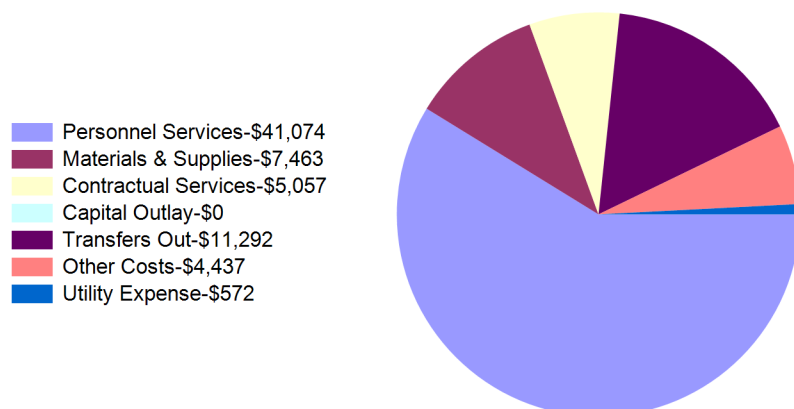
Month To Date Revenues
\$58,771



Year To Date Expenditures
\$69,895



Month To Date Expenditures
\$69,895



City of Casper, Wyoming
River Fund Statement of Revenues and Expenditures

For Fiscal Year 2024 as of July 31, 2023
8.33 % OF THE FISCAL YEAR HAS ELAPSED

The monthly financial statements reported this month are not inclusive of all year end entries. The amounts reported this month are subject to change as we finanlize the prior fiscal year and complete the audit.

	Revised Budget	Current Year To Date	Current Year % of Budget
Revenues:			
Other Sources	\$ 45,000	\$ 35,000	77.78%
Total Revenues	\$ 45,000	\$ 35,000	77.78%
	Revised Budget	Current Year To Date	Current Year % of Budget
Expenditures:			
Personnel Services	\$ 10,000	\$ -	0.00%
Materials & Supplies	6,500	-	0.00%
Contractual Services	51,000	-	0.00%
Capital Outlay	-	-	
Other Costs	500	-	0.00%
Total Expenditures	\$ 68,000	\$ -	0.00%
Net Revenue (Shortfall)	\$ (23,000)	\$ 35,000	77.78%

River Fund Summary of Cash and Investments

Cash	\$ 200,504
Investments	2,527,681
	<u>\$ 2,728,185</u>

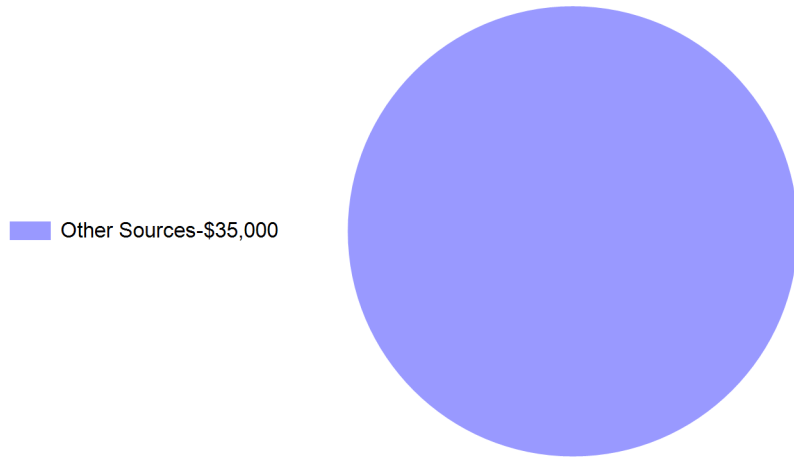
City of Casper, Wyoming

River Fund Summary of Revenues and Expenditures

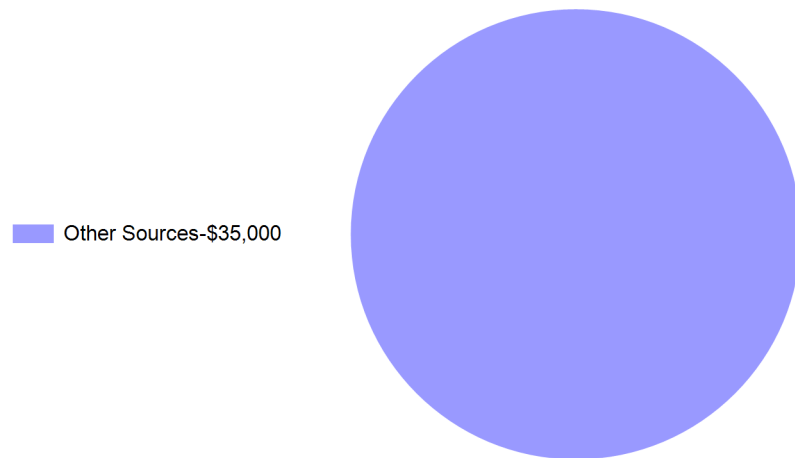
For Fiscal Year 2024 as of July 31, 2023
8.33 % OF THE FISCAL YEAR HAS ELAPSED

The monthly financial statements reported this month are not inclusive of all year end entries. The amounts reported this month are subject to change as we finanlize the prior fiscal year and complete the audit.

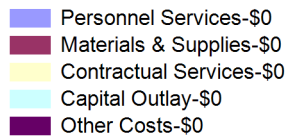
Year To Date Revenues
\$35,000



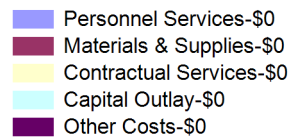
Month To Date Revenues
\$35,000



Year To Date Expenditures
\$0



Month To Date Expenditures
\$0



City of Casper, Wyoming
CARES Act Funding Statement of Revenues and Expenditures

For Fiscal Year 2024 as of July 31, 2023

8.33 % OF THE FISCAL YEAR HAS ELAPSED

The monthly financial statements reported this month are not inclusive of all year end entries. The amounts reported this month are subject to change as we finanlize the prior fiscal year and complete the audit.

Revenues:
Total Revenues

	Revised Budget	Current Year To Date	Current Year % of Budget
Expenditures:			
Transfers Out	\$ 12,224,514	\$ -	0.00%
Total Expenditures	\$ 12,224,514	\$ -	0.00%
Net Revenue (Shortfall)	\$ (12,224,514)	\$ -	0.00%

CARES Act Funding Summary of Cash and Investments

Cash	\$ 62,664
Investments	12,157,707
	<u>\$ 12,220,371</u>

City of Casper, Wyoming
CARES Act Funding Summary of Revenues and Expenditures

For Fiscal Year 2024 as of July 31, 2023
8.33 % OF THE FISCAL YEAR HAS ELAPSED

The monthly financial statements reported this month are not inclusive of all year end entries. The amounts reported this month are subject to change as we finanlize the prior fiscal year and complete the audit.

Year To Date Revenues

No Data Available

Month To Date Revenues

No Data Available

Year To Date Expenditures
\$0

Month To Date Expenditures
\$0

Transfers Out-\$0

Transfers Out-\$0

City of Casper, Wyoming
PSCC Fund Statement of Revenues and Expenditures

For Fiscal Year 2024 as of July 31, 2023

8.33 % OF THE FISCAL YEAR HAS ELAPSED

The monthly financial statements reported this month are not inclusive of all year end entries. The amounts reported this month are subject to change as we finanlize the prior fiscal year and complete the audit.

	Revised Budget	Current Year To Date	Current Year % of Budget
Revenues:			
Intergovernmental	\$ 656,701	\$ 58,981	8.98%
Goods and Svcs Rev	220,947	19,839	8.98%
Misc Revenue	800,000	58,363	7.30%
Other Sources	1,607,442	144,339	8.98%
Total Revenues	\$ 3,285,090	\$ 281,521	8.57%
	Revised Budget	Current Year To Date	Current Year % of Budget
Expenditures:			
Personnel Services	\$ 2,040,803	\$ 91,734	4.49%
Materials & Supplies	55,000	846	1.54%
Contractual Services	795,083	169,504	21.32%
Capital Outlay	7,000	-	0.00%
Other Costs	88,761	5,289	5.96%
Utility Expense	178,117	11,453	6.43%
Total Expenditures	\$ 3,164,764	\$ 278,825	8.81%
Net Revenue (Shortfall)	\$ 120,326	\$ 2,696	-0.24%

PSCC Fund Summary of Cash and Investments

Cash	\$ 798,714
Investments	-
	<u>\$ 798,714</u>

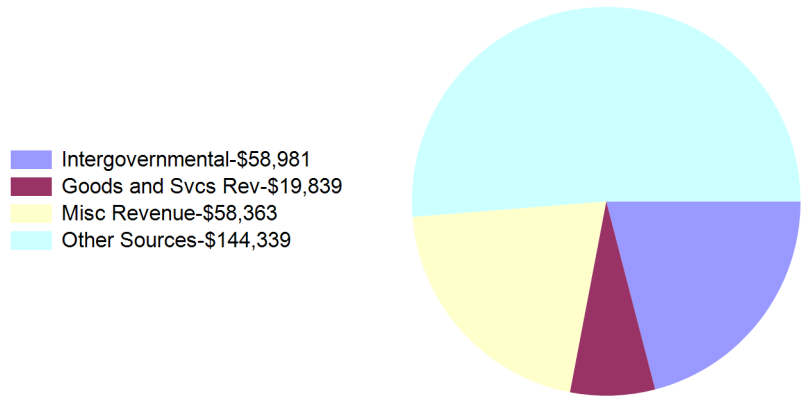
City of Casper, Wyoming

PSCC Fund Summary of Revenues and Expenditures

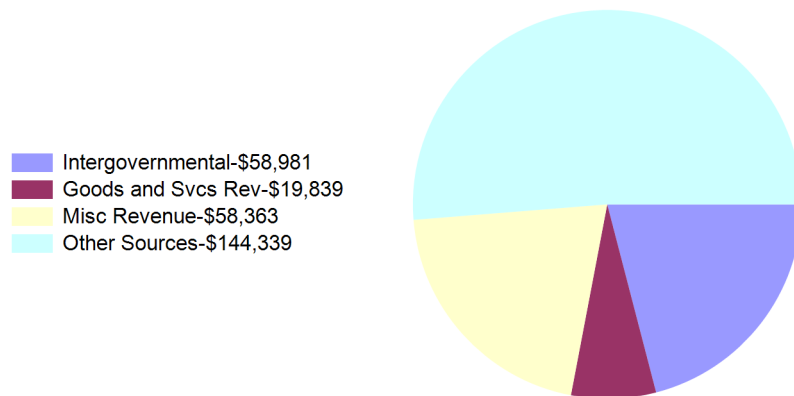
For Fiscal Year 2024 as of July 31, 2023
8.33 % OF THE FISCAL YEAR HAS ELAPSED

The monthly financial statements reported this month are not inclusive of all year end entries. The amounts reported this month are subject to change as we finanlize the prior fiscal year and complete the audit.

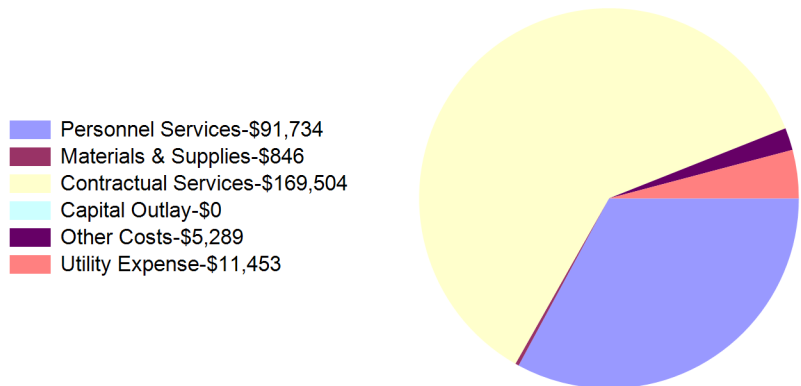
Year To Date Revenues
\$281,521



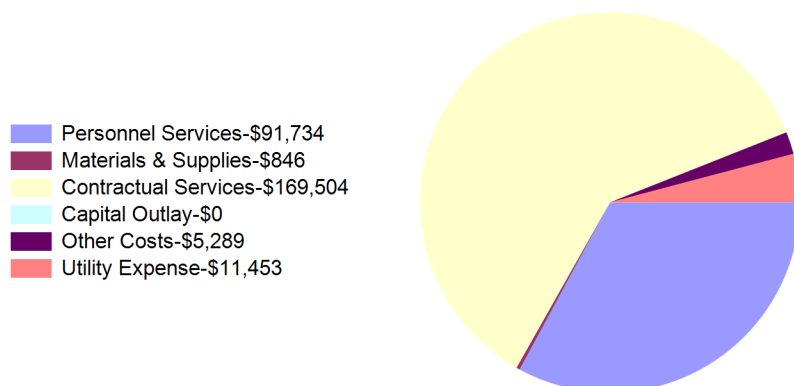
Month To Date Revenues
\$281,521



Year To Date Expenditures
\$278,825



Month To Date Expenditures
\$278,825



City of Casper, Wyoming
Health Insurance Fund Statement of Revenues and Expenditures

For Fiscal Year 2024 as of July 31, 2023

8.33 % OF THE FISCAL YEAR HAS ELAPSED

The monthly financial statements reported this month are not inclusive of all year end entries. The amounts reported this month are subject to change as we finanlize the prior fiscal year and complete the audit.

	Revised Budget	Current Year To Date	Current Year % of Budget
Revenues:			
Misc Revenue	\$ 79,827	\$ 6,192	7.76%
Total Revenues	\$ 79,827	\$ 6,192	7.76%
	Revised Budget	Current Year To Date	Current Year % of Budget
Expenditures:			
Personnel Services	\$ 5,000	\$ -	0.00%
Materials & Supplies	5,500	-	0.00%
Contractual Services	425,520	-	0.00%
Other Costs	6,335	-	0.00%
Total Expenditures	\$ 442,355	\$ -	0.00%
Net Revenue (Shortfall)	\$ (362,528)	\$ 6,192	7.76%

Health Insurance Fund Summary of Cash and Investments

Cash	\$ 23,998
Investments	3,240,148
	<u>\$ 3,264,146</u>

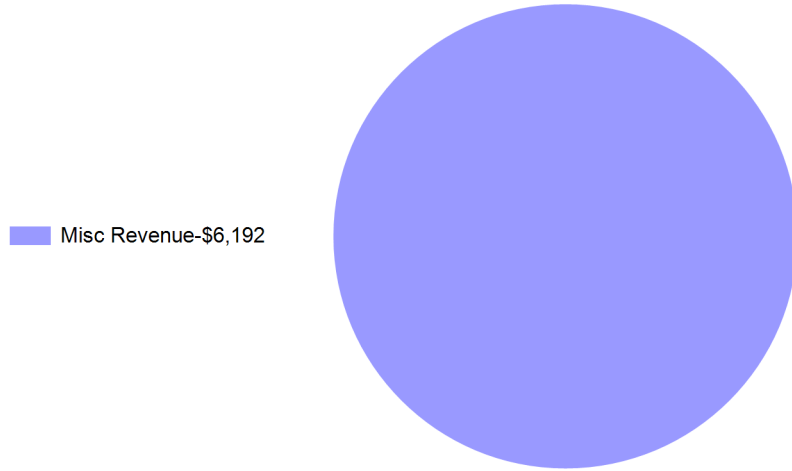
City of Casper, Wyoming

Health Insurance Fund Summary of Revenues and Expenditures

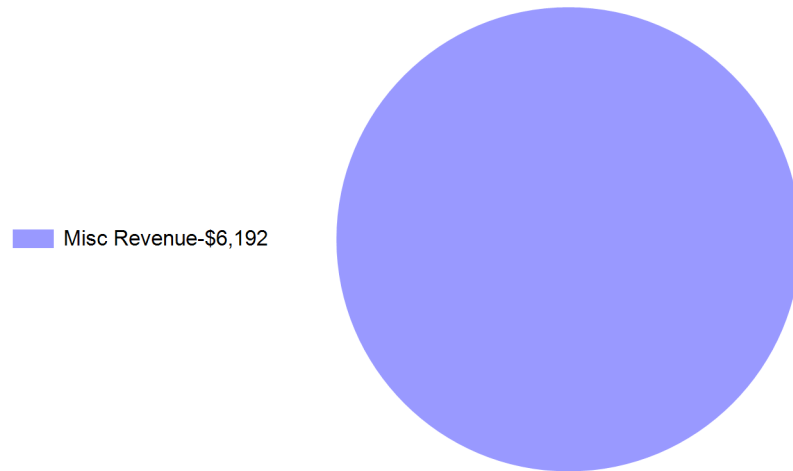
For Fiscal Year 2024 as of July 31, 2023
8.33 % OF THE FISCAL YEAR HAS ELAPSED

The monthly financial statements reported this month are not inclusive of all year end entries. The amounts reported this month are subject to change as we finanlize the prior fiscal year and complete the audit.

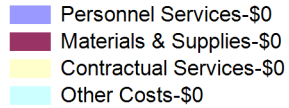
Year To Date Revenues
\$6,192



Month To Date Revenues
\$6,192



Year To Date Expenditures
\$0



Month To Date Expenditures
\$0

